

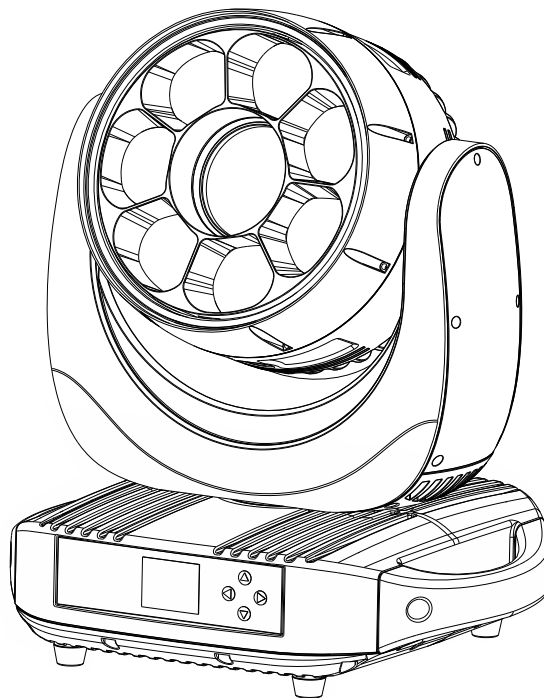
EXPOLITE

WD 8 FX Wash

Bedienungsanleitung User Manual

Art.Nr.: led29000

Eigenschaften
Bedienelemente
Steuerung



Specifications
Menu
Control

Bedienungsanleitung bitte aufbewahren
Keep this Manual for later queries

Änderungen sind ohne Ankündigung möglich.
Changes are possible without prior notice.
Rev. 2019-33-22



Die beiliegenden Bedienhinweise für Expolite Geräte sind Bestandteil dieser Bedienungsanleitung. Lesen Sie diese sorgfältig, bevor Sie das Gerät in Betrieb nehmen.

The enclosed General Information for Expolite Units are part of these user manual. Read them carefully before operating the device.



by

FOCON SHOWTECHNIC
Vertriebsgesellschaft mbH
Teichweg 4+6
D-49504 Lotte/Wersen

Telefon: ++49 (0) 541-77095-0
Fax: ++49 (0) 541-77095-27

info@focon-showtechnic.com
www.focon-showtechnic.com



Inhalt - Content

	Inhalt - Content	Seite / Page
DE	Lieferumfang	D-04
	Technische Daten	D-05
	Abmessungen	D-06
	Installation	D-06
	Bedienung	D-08
	Steuerung mit DMX512	D-16
ENG	Delivery	E-44
	Product Information	E-45
	Dimensions	E-46
	Installation	E-46
	Operation	E-48
	Using DMX512 Controller	E-56



Lieferumfang

- Expolite WD 8 FX Wash
- Quicklock Montagebügel
- Anschlusskabel für Spannungsversorgung
- Bedienhinweise für Expolite Geräte
- Bedienungsanleitung

Expolite Geräte werden vor dem Versand sorgfältig geprüft. Sollte der Lieferumfang dennoch nicht vollständig sein, wenden Sie sich bitte umgehend an Ihren Vertriebspartner.

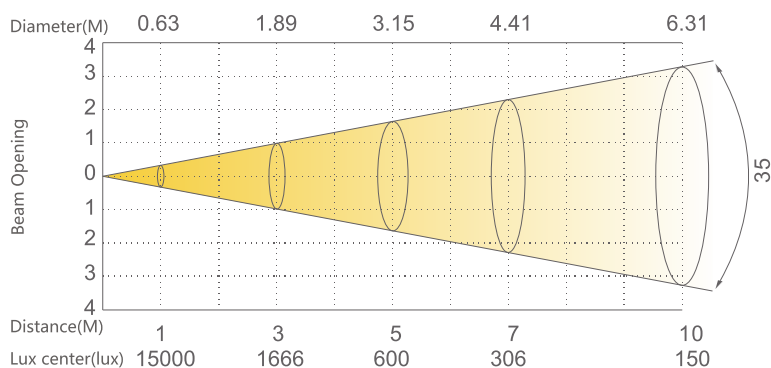
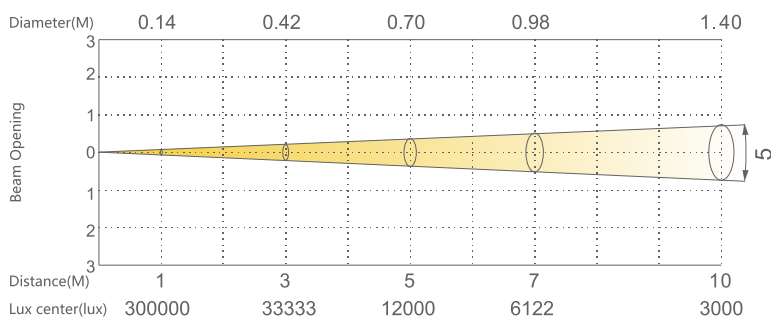
Technische Daten

Spannungsversorgung	100V - 240V AC 50/60Hz
Maximale Leistungsaufnahme	350W
Abmessungen	416 x 356 x 488 mm
Gewicht	22 kg
Anschlüsse	Power In DMX In/Out RJ45 In/Out
Betriebstemperatur	-20°C - 45°C
Luftfeuchtigkeit*	< 80%
Schutzklasse	IP 65
Gehäuse	Aluminiumdruckguss Gehäuse
LEDs	7 x 40W RGBW** + 60W RGBW**
LED Treiberstrom	4A
Abstrahlwinkel	5°-35°
Steuerung	Stand-Alone / DMX512 / RDM / ARTNET / sACN
DMX-Kanäle	21 - 48 (21/23/24/27/33/48)

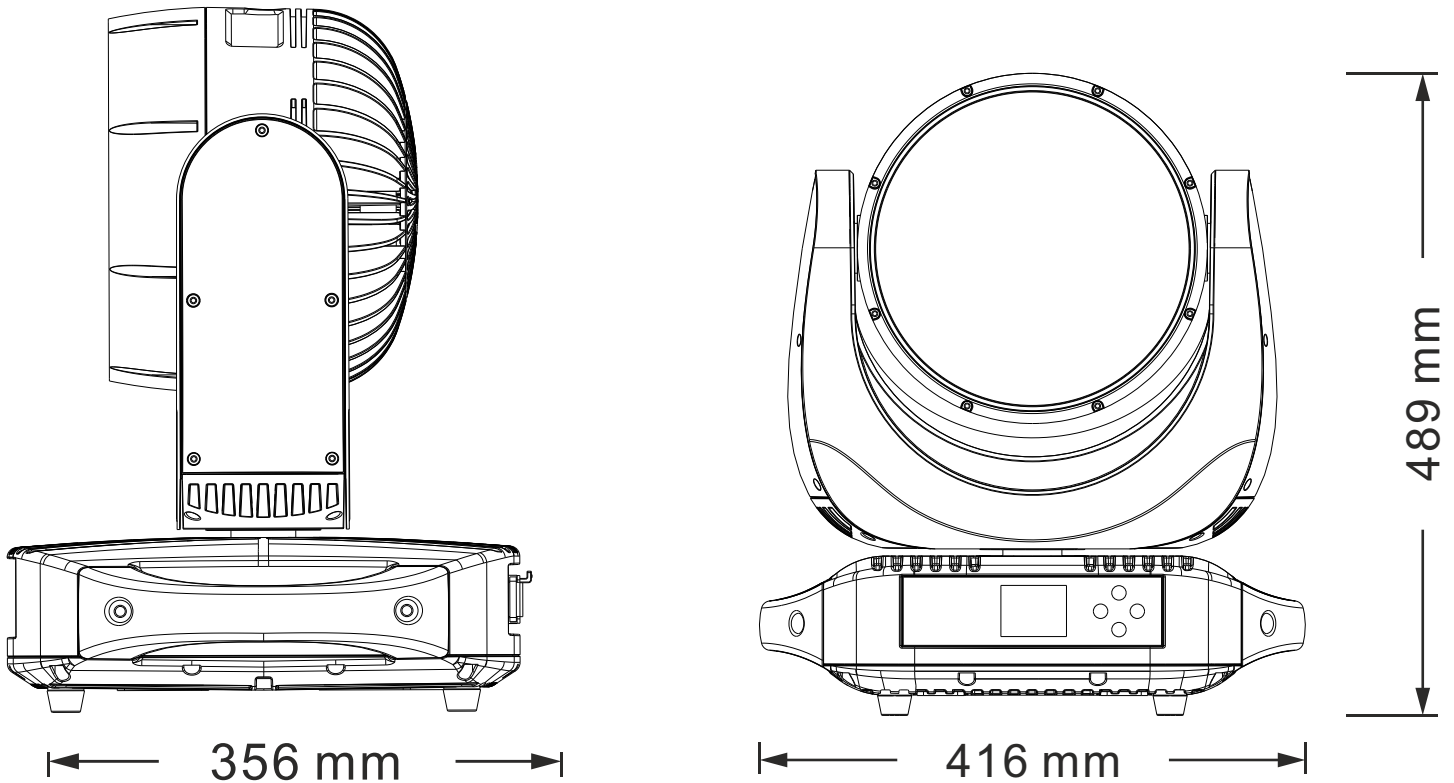
* Siehe Allgemeine Bedienhinweise für Expolite Geräte - Hinweise zu Kondenswasserbildung im Geräteinneren.

** Toleranzbereich der Farbtemperatur entsprechend Herstellerangabe +/- 10%.

ILLUMINANCE AT DISTANCE



Abmessungen

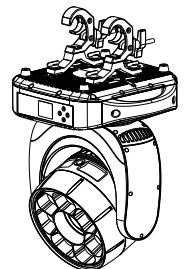


Installation

Montage

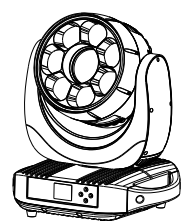
Hängend

Das Gerät kann an den mitgelieferten Quicklock Montagebügeln hängend montiert werden. Geräte müssen entsprechend der jeweils gültigen Vorschriften sicher montiert und mit einer zweiten Sicherung gegen herabfallen versehen werden. Hierzu ist am Gerät eine Öse für Safeties angebracht.



Stehend

Das Gerät kann direkt auf dem Basement stehend betrieben werden. Eine sichere und ausreichend rutschhemmende Standfläche ist sicherzustellen!



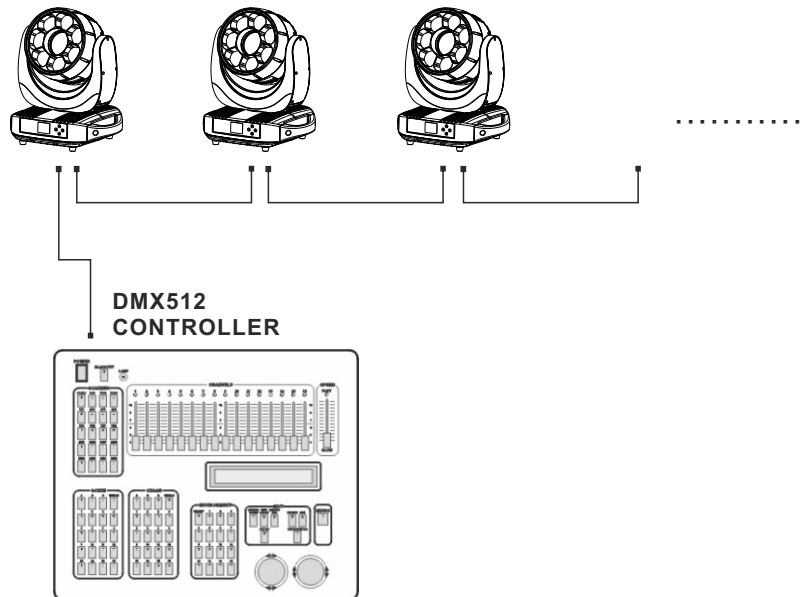
HINWEIS

Das LED Modul kann in jeder beliebigen Lage betrieben werden.

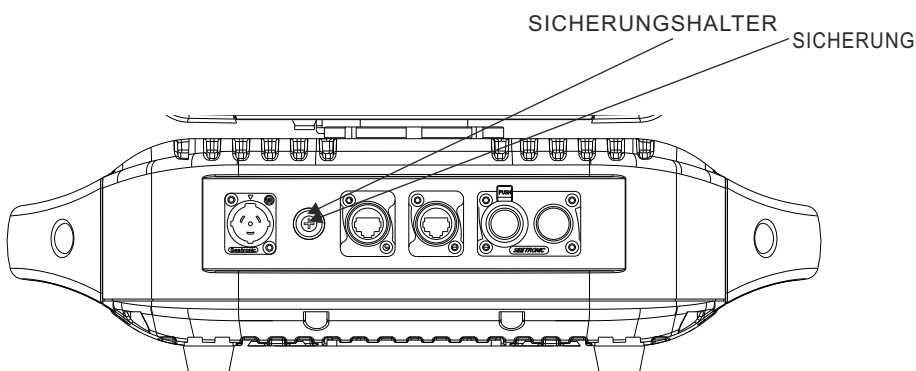
DMX-Verbindung

Die Geräte mit geeigneten DMX-Kabeln miteinander und mit dem Controller verbinden.
Die vorgesehenen DMX-Adressen und Personalities an den Geräten einstellen.

DMX Addr. 1 DMX Addr. (Nx1)+1 DMX Addr. (Nx2)+1



Wechseln der Gerätesicherung



HINWEIS: Das Gerät vor dem Wechsel der Sicherung von der Spannungsversorgung trennen!

HINWEIS: Nur geeignete Sicherungen entsprechend der Geräteangabe benutzen!

Sicherungshalter mit Schraubendreher öffnen.

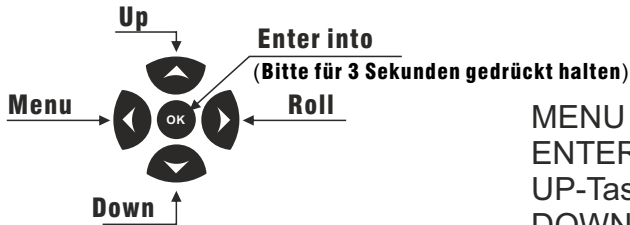
Defekte Sicherung entnehmen.

Neue Sicherung gleichen Wertes einsetzen.

Sicherungshalter einsetzen.

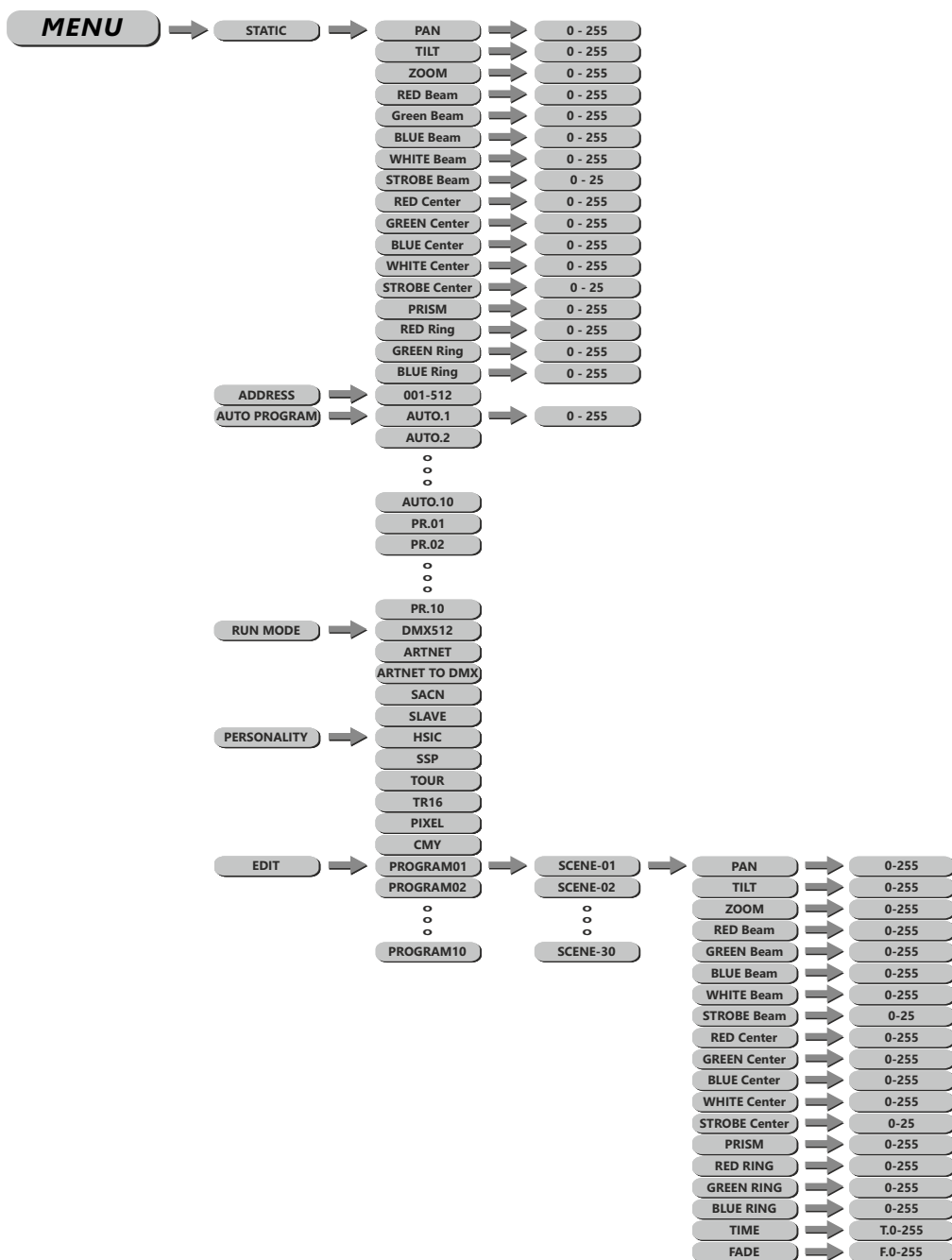
Bedienung

Bedienelemente am Gerät

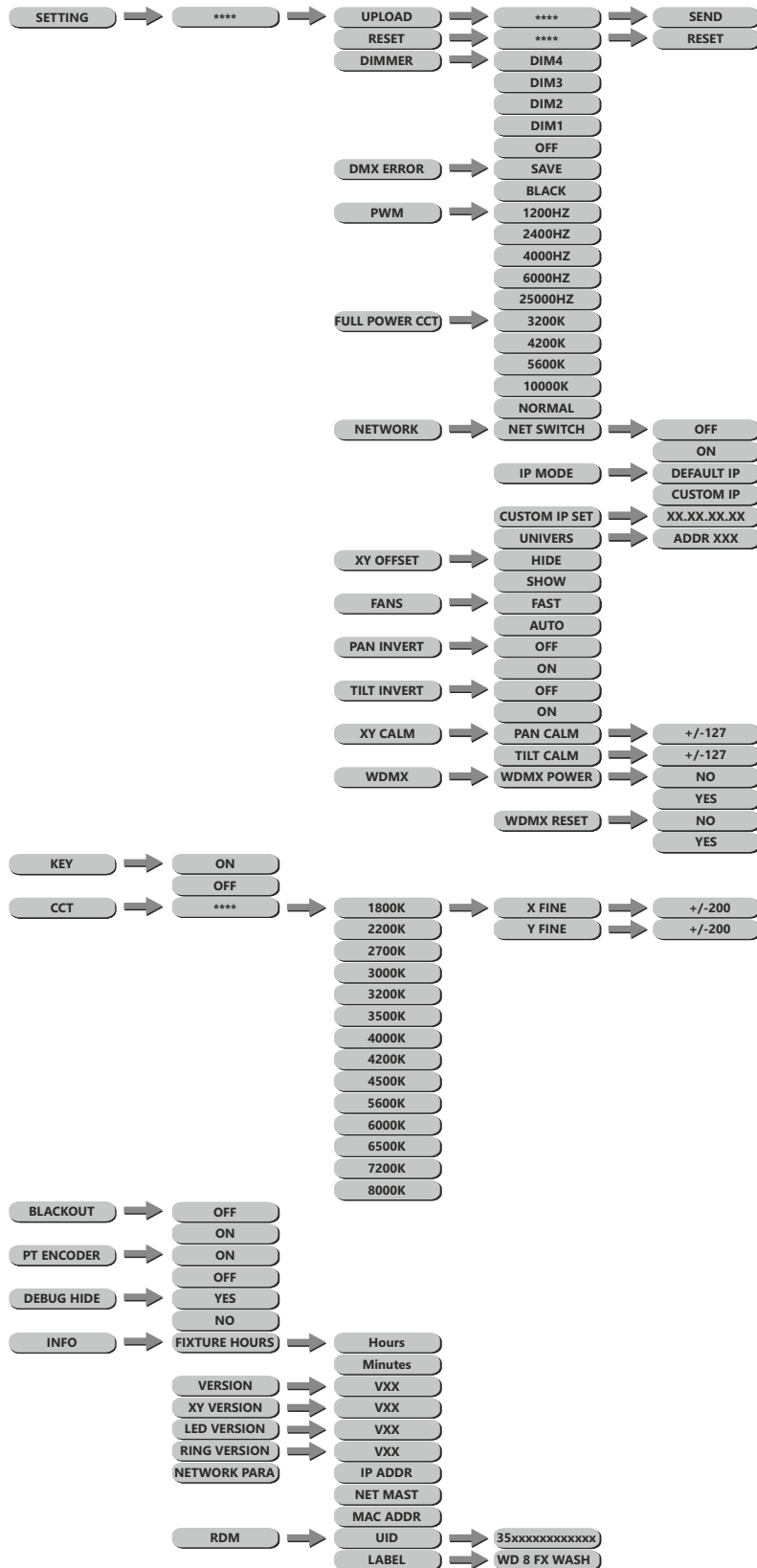


- MENU - Taste: Eine Menüebene aufwärts
- ENTER-Taste: In gewähltes Menü springen; Eingabe bestätigen
- UP-Taste: Aufwärts blättern; Wert erhöhen
- DOWN-Taste: Abwärts blättern; Wert verringern
- ROLL-Taste: Weiter blättern

Menüstruktur



EXPOLITE

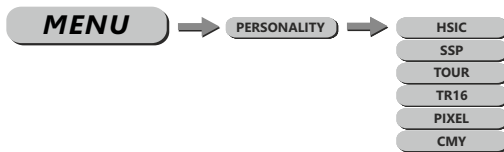


DMX-Adresse einstellen



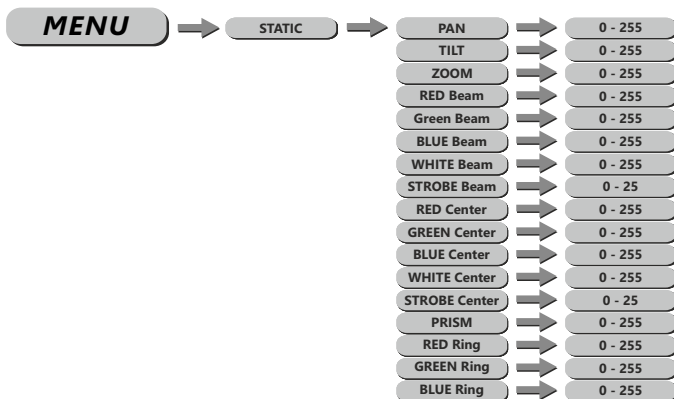
Im Menü wird im Punkt **ADDRESS** die DMX-Startadresse des Gerätes eingestellt. Diese bleibt auch bei dem Wechsel der Personality erhalten.

DMX-Kanalbelegung einstellen



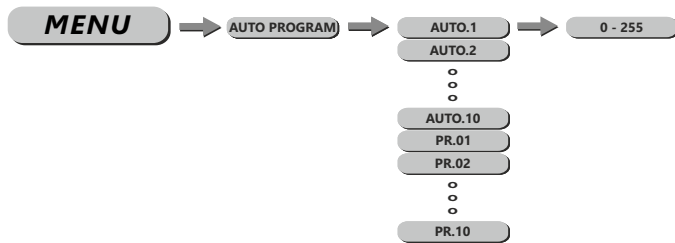
Im Menü wird im Punkt **PERSONALITY** die Belegung der DMX-Kanäle des Gerätes festgelegt. Es stehen die Modi **SSP** (21 Kanäle), **HSIC** (23 Kanäle), **TOUR** (24 Kanäle), **CMY** (27 Kanäle), **TR16** (33 Kanäle) und **PIXEL** (48 Kanäle) zur Verfügung.

Statische Szene einstellen



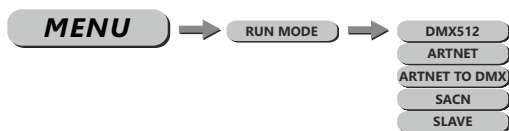
Im Menü werden im Punkt **STATIC** statische Werte für eine Stand-Alone Szene eingestellt. Diese werden anhand der DMX-Werteskala 0-255 für **PAN**, **TILT**, **ZOOM**, Rot Beam (**RED Beam**), Grün Beam (**GREEN Beam**), Blau Beam (**BLUE Beam**), Weiß Beam (**WHITE Beam**), Stroboskop Beam (**STROBE Beam**) Rot Center (**RED Center**), Grün Center (**GREEN Center**), Blau Center (**BLUE Center**), Weiß Center (**WHITE Center**), Stroboskop Center (**STROBE Center**), Prisma (**PRISM**), Rot Ring (**RED Ring**), Grün Ring (**GREEN Ring**) und Blau Ring (**BLUE Ring**) gemischt.

Automatikprogramme abspielen



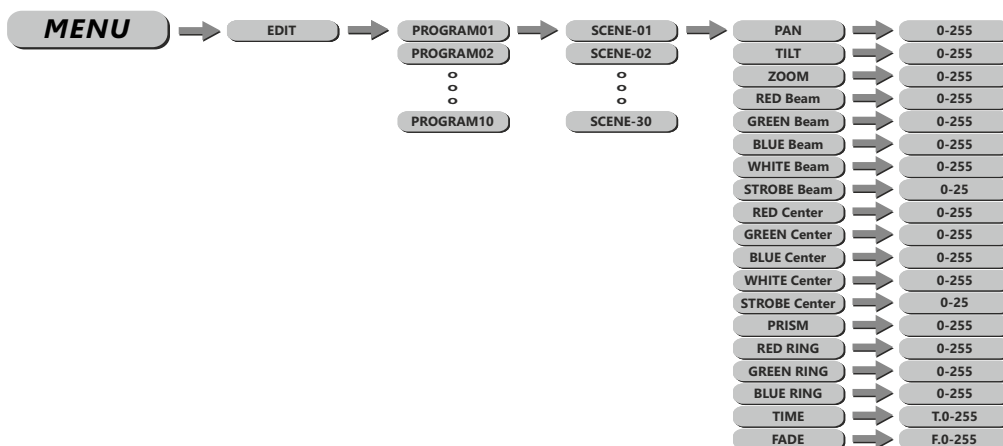
Im Menü werden im Punkt **AUTO PROGRAM** die im Gerät gespeicherten Automatikprogramme abgespielt. Die Programme **AUTO.1** bis **AUTO.10** sind fest im Gerät hinterlegt. Die Programme **PR.01** bis **PR.10** sind editierbar. Dies wird unter **Editieren benutzerdefinierter Programme** beschrieben. Automatikprogramme werden als Master an verbundene Slave-Geräte übertragen. Für den Master-Slave-Betrieb werden Signale über die DMX-Leitung gesendet. Dies kann dritte Geräte stören.

Runmode auswählen



Im Menü **RUN MODE** wird der Betriebsmodus eingestellt. Für den Betrieb an einem DMX-Kontroller muss **DMX512** aktiviert werden. Für den Betrieb über das ArtNet-Protokoll muss der Modus **ARTNET** aktiviert sein. Im Modus **ARTNET TO DMX** wird das gewünschte Universum des ArtNet Eingangssignals an die XLR-Buchsen gesendet. Für den Betrieb über das sACN-Protokoll muss der Modus **sACN** aktiviert sein. Im Modus **SLAVE** wird das Gerät von einem Master-Gerät gesteuert.

Editieren benutzerdefinierter Programme



Im Menü **EDIT** werden die Benutzerprogramme **PROGRAM1** bis **PROGRAM10** editiert.

Jedes Programm kann aus bis zu 30 Schritten bestehen (**SCENE-01 - SCENE-30**).

EXPOLITE

Jeder Schritt besteht aus den Parametern **PAN**, **TILT**, **ZOOM**, Rot Beam (**RED Beam**), Grün Beam (**GREEN Beam**), Blau Beam (**BLUE Beam**), Weiß Beam (**WHITE Beam**), Stroboskop Beam (**STROBE Beam**), Rot Center (**RED Center**), Grün Center (**GREEN Center**), Blau Center (**BLUE Center**), Weiß Center (**WHITE Center**), Stroboskop Center (**STROBE Center**), Prisma (**PRISM**), Rot Ring (**RED Ring**), Grün Ring (**GREEN Ring**) und Blau Ring (**BLUE Ring**), sowie Dauer des Steps (**TIME**) und Überblendzeit (**FADE**).

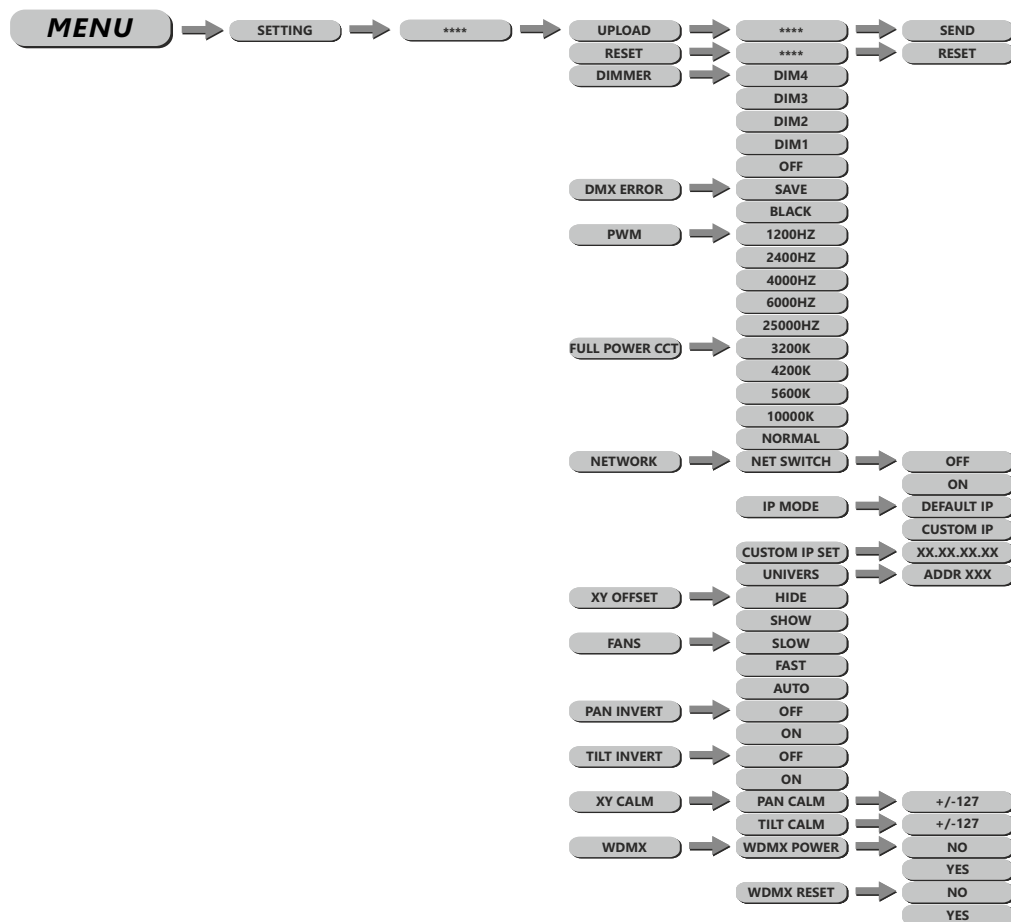
Benutzerprogramme können auf andere Geräte überspielt werden, siehe Master-/Slave Menü.

HINWEIS: Für weniger als 30 Schritte müssen **TIME** und **FADE** des letzten Schrittes auf 0 gesetzt werden.

Beispiel für Time-Settings eines Stand-Alone Programmes mit 3 Schritten:

Step 1 **TIME** = 4 **FADE** = 3
 Step 2 **TIME** = 5 **FADE** = 2
 Step 3 **TIME** = 0 **FADE** = 0

Verschiedene Einstellungen



Das Passwort lautet: **UP - DOWN - UP - DOWN - ENTER**

UPLOAD: sendet die benutzerdefinierten Programme an verbundene Slave-Geräte.



RESET: setzt die editierbaren Einstellungen zurück auf die Werkseinstellungen.

DIMMER: stellt die gewünschte Dimmkurve zur Simulation eines Halogenleuchtmittels ein (**OFF/DIM1/DIM2/DIM3/DIM4**).

DMX ERROR: stellt das Verhalten bei Unterbrechung des DMX-Signals ein. **SAVE** um den letzten empfangenen Wert zu halten, oder **BLACK** für Blackout.

PWM: bietet die Möglichkeit die PWM-Frequenz des Gerätes anzupassen (**1200HZ/2400HZ/4000HZ/6000HZ/25000HZ**).

FULL POWER CCT: wählt die Farbtemperatur bei vollem Output. **3200K/4200K/5600K/10000K** und **NORMAL** können eingestellt werden.

NETWORK\NET SWITCH: aktiviert (**ON**) oder deaktiviert (**OFF**) den integrierten ArtNet-Knoten.

NETWORK\IP MODE: wählt zwischen **DEFAULT IP** und **CUSTOM IP**.

NETWORK\CUSTOM IP SET: unter **CUSTOM IP SET** kann eine benutzerdefinierte IP-Adresse eingestellt werden.

NETWORK\UNIVERS: im Menü **UNIVERS** wird das Universum des ARTNET-Knotens gewählt.

XY OFFSET: zeigt (**SHOW**) oder verbirgt (**HIDE**) die Einstellungen zur Anpassung der voreingestellten Weißwerte im Menü **CCT**.

FANS: SLOW/FAST/AUTO regelt die gewünschte Lüfter-Performance-Balance.

PAN INVERT: invertiert die PAN-Bewegung.

TILT INVERT: invertiert die TILT-Bewegung.

XY CALM: TBA!

Untermenü WDMX:

WDMX\WDMX POWER: aktiviert (**ON**) oder deaktiviert (**OFF**) den eingebauten Wireless DMX Empfänger.

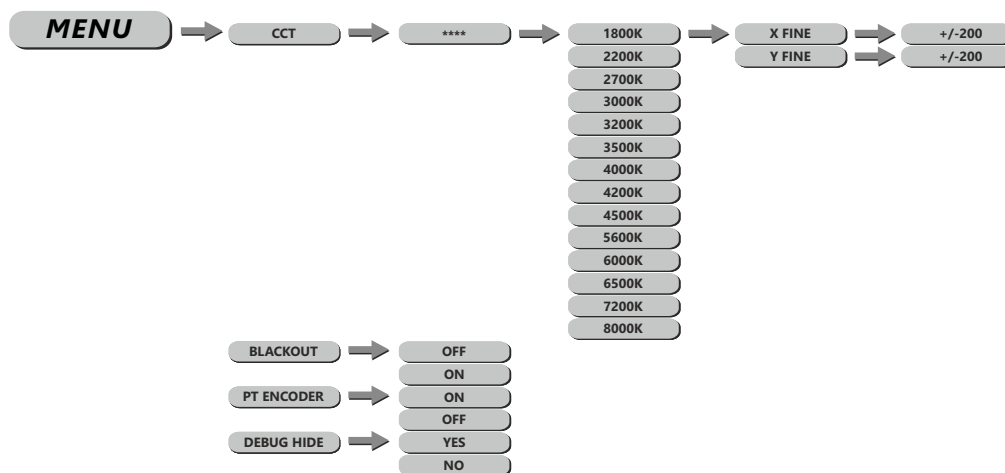
WDMX\WDMX RESET: trennt die bestehende Wireless-Verbindung und bereitet das Pairing mit einem neuen Transmitter vor.

Aktivieren des Passwortschutzes



Im Menüpunkt **KEY** wird der Passwortschutz des Gerätes bei Gerätestart aktiviert oder deaktiviert. Wenn **KEY** auf **ON** gestellt ist, startet das Gerät gesperrt und das Menü wird jeweils 30 Sekunden nach der letzten Eingabe erneut gesperrt. Für Änderungen im Menü muss dann das Passwort **UP - DOWN - UP - DOWN - ENTER** eingegeben werden.

Sonstige Einstellungen



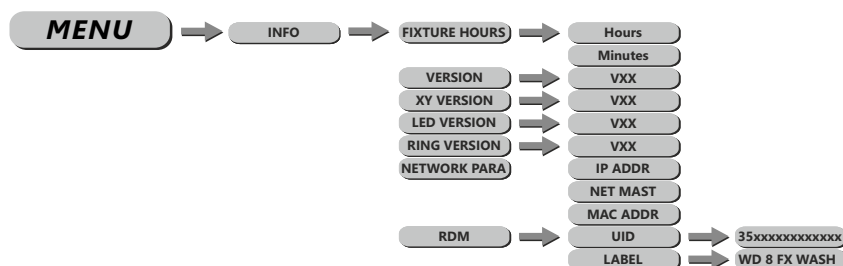
CCT: Im Untermenü **CCT** können die vorprogrammierten Farbtemperaturen über **X FINE** und **Y FINE (+/-200)** angepasst werden.

BLACKOUT: dimmt das Gerät für Pan-/Tilt Fahrten herunter (**ON**).

PT ENCODER: tauscht die Encoder für Pan- und Tilt-Bewegung (**ON**).

DEBUG HIDE: Factory-Testmodus. Sämtliche Stepper-Motoren können in diesem Modus nicht per DMX-Signal gesteuert werden. Das ändert sich erst wieder nach einem Reset des Gerätes.

Info-Menü



Im Info-Menü können verschiedene Betriebsdaten des Gerätes abgerufen werden:



FIXTURE HOURS: Im Untermenü **FIXTURE HOURS** können die gesamten Betriebsstunden des Gerätes eingesehen werden.

VERSION: Unter **VERSION** wird die aktuell auf dem Gerät installierte Firmware-Version angezeigt.

XY VERSION: Unter **XY VERSION** wird die aktuell auf dem Gerät installierte XY-Firmware-Version angezeigt.

LED VERSION: Unter **LED VERSION** wird die aktuell auf dem Gerät installierte LED-Firmware-Version angezeigt.

RING VERSION: Unter **RING VERSION** wird die aktuell auf dem Gerät installierte Firmware-Version des LED-Ringes angezeigt.

NETWORK PARA: zeigt die z.Zt. eingestellten Netzwerkparameter und die MAC-Adresse.

RDM: im Untermenü **UID** kann die **RDM-ID** des Gerätes und im Untermenü **LABEL** die Bezeichnung des Gerätes eingesehen werden.

Steuerung mit DMX512

DMX-Kanalbelegung

Dieses Gerät verfügt über verschiedene DMX-Personalities. Bei diesen werden unterschiedlich viele DMX-Kanäle belegt und die Reaktion des Gerätes unterscheidet sich entsprechend.

Es sind 6 DMX-Personalities (21-/23-/24-/27-/33-/48-Kanäle) wählbar.

Durch Änderungen in der Gerätesoftware kann es zu weiteren oder geänderten Funktionen kommen.

Auf der Website steht das aktuellste Dokument „DMX-Channels“ als pdf zum Download zur Verfügung.

SSP		
1	0-255	Pan
2	0-255	Tilt
3	0-255	PT Speed
4	0-255	Red
5	0-255	Green
6	0-255	Blue
7	0-255	White
8	0-255	Dimmer
9		Strobe
	0-9	No Function
	10-99	Strobe (Slow to fast)
	100-109	No Function
	110-179	Lightning Strobe
	180-189	No Function
190-255	Random Strobe	
10	0-255	Zoom
11	0-255	Red Center
12	0-255	Green Center
13	0-255	Blue Center
14	0-255	White Center
15	0-255	Dimmer Center
16		Center Strobe
	0-9	No Function
	10-99	Strobe (Slow to fast)
	100-109	No Function
	110-179	Lightning Strobe
	180-189	No Function
190-255	Random Strobe	
17		Prism
	0-120	Prism Index (0°-360°)
	121-125	Stop
	126-165	Prism Shake (Slow to fast)
	166-170	Stop
	171-210	Clockwise Prism Rotation (Fast to slow)
	211-215	Stop
	216-255	Counterclockwise Prism Rotation (Slow to fast)

EXPOLITE

18	0-255	Ring Red
19	0-255	Ring Green
20	0-255	Ring Blue
21		Ring Colour Presets
	0-9	Open
	10-14	Red
	15-19	Green
	20-24	Blue
	25-29	Yellow
	30-34	Magenta
	35-39	Cyan
	40-44	White
	45-49	Violet Blue
	50-54	Light Blue
	55-59	Wine Red
	60-64	May Green
	65-69	Reseda Green
	70-74	Blue Lilac
	75-79	Moss Green
	80-84	Signal Violet
	85-89	Red Lilac
	90-94	Purple Red
	95-99	Green Brown
	100-104	Pale Green
	105-109	Ruby Red
	110-114	Flame Red
	115-119	Red Orange
	120-124	Rose
	125-129	Honey Yellow
	130-134	Light Pink
135-139	Deep Orange	
140-144	Lemon	
145-149	Golden Amber	
150-154	Pastel Orange	
155-159	Cream	
160-164	Melon Yellow	
165-169	Luminous Orange	
170-174	Luminous Yellow	
175-255	Open	
22		Colour Ring FX
	0-18	Stop
	19-29	FX1
	30-49	FX2
	50-69	FX3
	70-89	FX4

EXPOLITE

22	90-109	FX5
	110-129	FX6
	130-149	FX7
	150-169	FX8
	170-189	FX9
	190-209	FX10
	210-229	FX11
	230-249	FX12
	250-255	Open
23	0-255	Colour Ring FX Speed
24	0-255	Colour Ring Dimmer
25		Control
	0-9	No Function
	10-19	Pan/Tilt Black Activated
	20-29	Pan/Tilt Black Deactivated
	30-59	Dim0 (Off)
	60-69	Dim1
	70-79	Dim2
	80-89	Dim3
	90-99	Dim4
	100-139	PWM 1200Hz
	140-149	PWM 2000Hz
	150-159	PWM 2400Hz
	160-169	PWM 6000Hz
	170-179	PWM 25000Hz
	180-189	Fan Studio
	190-199	Fan Power
	200-209	Fan Live
	210-219	Auto Test
	220-229	Pan/Tilt Reset
230-239	Zoom Reset	
240-249	Complete Reset	
250-255	No Function	

EXPOLITE

HSIC		
1	0-255	Pan
2	0-255	Pan Fine
3	0-255	Tilt
4	0-255	Tilt Fine
5	0-255	PT Speed
6	0-255	Intensity
7	0-255	Hue
8	0-255	Hue Fine
9	0-255	Saturation
10		CCT
	0-10	No Function
	11-28	1800K
	29-46	2200K
	47-64	2700K
	65-82	3000K
	83-100	3200K
	101-118	3500K
	119-136	4000K
	137-154	4200K
	155-172	4500K
	173-190	5600K
	191-208	6000K
	209-226	6500K
227-244	7200K	
245-255	8000K	
11		Strobe
	0-9	No Function
	10-99	Strobe (Slow to fast)
	100-109	No Function
	110-179	Lightning Strobe
	180-189	No Function
	190-255	Random Strobe
12	0-255	Zoom
13	0-255	Red Center
14	0-255	Green Center
15	0-255	Blue Center
16	0-255	White Center
17	0-255	Dimmer Center
18		Center Strobe
	0-9	No Function
	10-99	Strobe (Slow to fast)
	100-109	No Function
	110-179	Lightning Strobe
	180-189	No Function
	190-255	Random Strobe

EXPOLITE

19		Prism
	0-120	Prism Index (0°-360°)
	121-125	Stop
	126-165	Prism Shake (Slow to fast)
	166-170	Stop
	171-210	Clockwise Prism Rotation (Fast to slow)
	211-215	Stop
	216-255	Counterclockwise Prism Rotation (Slow to fast)
20	0-255	Ring Red
21	0-255	Ring Green
22	0-255	Ring Blue
23		Ring Colour Presets
	0-9	Open
	10-14	Red
	15-19	Green
	20-24	Blue
	25-29	Yellow
	30-34	Magenta
	35-39	Cyan
	40-44	White
	45-49	Violet Blue
	50-54	Light Blue
	55-59	Wine Red
	60-64	May Green
	65-69	Reseda Green
	70-74	Blue Lilac
	75-79	Moss Green
	80-84	Signal Violet
	85-89	Red Lilac
	90-94	Purple Red
	95-99	Green Brown
	100-104	Pale Green
	105-109	Ruby Red
	110-114	Flame Red
	115-119	Red Orange
	120-124	Rose
	125-129	Honey Yellow
	130-134	Light Pink
	135-139	Deep Orange
	140-144	Lemon
	145-149	Golden Amber
	150-154	Pastel Orange
	155-159	Cream
	160-164	Melon Yellow
165-169	Luminous Orange	
170-174	Luminous Yellow	
175-255	Open	

EXPOLITE

24		Colour Ring FX
	0-18	Stop
	19-29	FX1
	30-49	FX2
	50-69	FX3
	70-89	FX4
	90-109	FX5
	110-129	FX6
	130-149	FX7
	150-169	FX8
	170-189	FX9
	190-209	FX10
	210-229	FX11
	230-249	FX12
250-255	Open	
25	0-255	Colour Ring FX Speed
26	0-255	Dimmer Ring
27		Control
	0-9	No Function
	10-19	Pan/Tilt Black Activated
	20-29	Pan/Tilt Black Deactivated
	30-59	Dim0 (Off)
	60-69	Dim1
	70-79	Dim2
	80-89	Dim3
	90-99	Dim4
	100-139	PWM 1200Hz
	140-149	PWM 2000Hz
	150-159	PWM 2400Hz
	160-169	PWM 6000Hz
	170-179	PWM 25000Hz
	180-189	Fan Studio
	190-199	Fan Power
	200-209	Fan Live
	210-219	Auto Test
220-229	Pan/Tilt Reset	
230-239	Zoom Reset	
240-249	Complete Reset	
250-255	No Function	

EXPOLITE

TOUR		
1	0-255	Pan
2	0-255	Tilt
3	0-255	PT Speed
4	0-255	Red
5	0-255	Green
6	0-255	Blue
7	0-255	White
8	0-255	Dimmer
9		Beam Strobe
	0-9	No Function
	10-99	Strobe (Slow to fast)
	100-109	No Function
	110-179	Lightning Strobe
	180-189	No Function
	190-255	Random Strobe
10		Colour Macros
	0-10	No Function
	11-30	Red 100% / Green Up / Blue 0%
	31-50	Red Down / Green 100% / Blue 0%
	51-70	Red 0% / Green 100% / Blue Up
	71-90	Red 0% / Green Down / Blue 100%
	91-110	Red Up / Green 0% / Blue 100%
	111-130	Red 100% / Green 0% / Blue Down
	131-150	Red 100% / Green Up / Blue Up
	151-170	Red Down / Green Down / Blue 100%
	171-195	All Led at Full Output
	196-199	1800K
	200-203	2200K
	204-207	2700K
	208-211	3000K
	212-215	3200K
	216-219	3500K
	220-223	4000K
	224-227	4200K
	228-231	4500K
232-235	5600K	
236-239	6000K	
240-243	6500K	
244-247	7200K	
248-255	8000K	
11		Static Pixel
	0-9	No Function
	10-15	1
	16-21	2

EXPOLITE

11	22-27	3
	28-33	4
	34-39	5
	40-45	6
	46-51	7
	52-57	1+2
	58-63	1+3
	64-69	1+4
	70-75	1+5
	76-85	1+6
	86-90	1+7
	91-95	2+3
	96-100	2+4
	101-105	2+5
	106-110	2+6
	111-115	2+7
	116-120	3+4
	121-125	3+5
	126-130	3+6
	131-135	3+7
	136-140	4+5
	141-145	4+6
	146-150	4+7
	151-155	5+6
	159-160	5+7
	161-165	6+7
	166-170	1+2+3
	171-175	1+4+5
	176-180	1+6+7
	181-185	2+3+4
	186-190	5+6+7
191-195	4+5+6	
196-200	7+2+3	
201-205	1+2+3+4	
206-210	1+5+6+7	
211-215	1+3+5+7	
216-220	3+4+5+6	
221-225	1+2+3+4+5	
226-230	1+4+5+6+7	
231-235	3+4+5+6+7	
236-240	1+2+3+4+5+6	
241-245	2+3+4+5+6+7	
246-250	1+2+3+5+6+7	
251-255	All Led Off	

EXPOLITE

12		Pixel Effect
	0-9	Effect 1
	10-13	Effect 2
	14-17	Effect 3
	18-21	Effect 4
	22-25	Effect 5
	26-29	Effect 6
	30-33	Effect 7
	34-37	Effect 8
	38-41	Effect 9
	42-45	Effect 10
	46-49	Effect 11
	50-53	Effect 12
	54-57	Effect 13
	58-61	Effect 14
	62-65	Effect 15
	66-69	Effect 16
	70-73	Effect 17
	74-77	Effect 18
	78-81	Effect 19
	82-85	Effect 20
	86-89	Effect 21
	90-93	Effect 22
	94-97	Effect 23
	98-101	Effect 24
	102-105	Effect 25
	106-109	Effect 26
	110-113	Effect 27
	114-117	Effect 28
	118-121	Effect 29
	122-125	Effect 30
	126-129	Effect 31
	130-133	Effect 32
	134-137	Effect 33
	138-141	Effect 34
	142-145	Effect 35
	146-149	Effect 36
	150-153	Effect 37
	154-157	Effect 38
	158-161	Effect 39
	162-165	Effect 40
	166-169	Effect 41
	170-173	Effect 42
	174-177	Effect 43
	178-181	Effect 44
182-185	Effect 45	

EXPOLITE

12	186-189	Effect 46
	190-193	Effect 47
	194-197	Effect 48
	198-201	Effect 49
	202-205	Effect 50
	206-209	Effect 51
	210-213	Effect 52
	214-217	Effect 53
	218-221	Effect 54
	222-227	Effect 55
	228-230	Effect 56
	231-233	Effect 57
	234-236	Effect 58
	237-239	Effect 59
	240-242	Effect 60
	243-245	Effect 61
	246-248	Effect 62
249-251	Effect 63	
252-254	Effect 64	
255	Effect 65	
13	0-255	Pixel Effect Speed (Slow to fast)
14	0-255	Zoom
15	0-255	Red Center
16	0-255	Green Center
17	0-255	Blue Center
18	0-255	White Center
19	0-255	Dimmer Center
20		Center Strobe
	0-9	No Function
	10-99	Strobe (Slow to fast)
	100-109	No Function
	110-179	Lightning Strobe
	180-189	No Function
	190-255	Random Strobe
21	0-9	Center Effect
	Okt 25	Red+Green
	26-41	Red+Blue
	42-57	Red+White
	58-73	Green+Blue
	74-89	Green+White
	90-105	Blue+White
	106-121	Red+Green+Blue
	122-137	Red+Green+Blue+White
	138-153	Red+Green+Red
	154-169	Red+Blue+Red

EXPOLITE

21	170-185	Red+White+Red
	186-201	Green+Blue+Green
	202-217	Blue+White+Blue
	218-233	Red+Green+Blue+Red
	234-255	Red+Green+Blue+White+Red
22		Prism
	0-120	Prism Index (0°-360°)
	121-125	Stop
	126-165	Prism Shake (Slow to fast)
	166-170	Stop
	171-210	Clockwise Prism Rotation (Fast to slow)
	211-215	Stop
	216-255	Counterclockwise Prism Rotation (Slow to fast)
23	0-255	Ring Red
24	0-255	Ring Green
25	0-255	Ring Blue
26		Ring Colour Presets
	0-9	Open
	10-14	Red
	15-19	Green
	20-24	Blue
	25-29	Yellow
	30-34	Magenta
	35-39	Cyan
	40-44	White
	45-49	Violet Blue
	50-54	Light Blue
	55-59	Wine Red
	60-64	May Green
	65-69	Reseda Green
	70-74	Blue Lilac
	75-79	Moss Green
	80-84	Signal Violet
	85-89	Red Lilac
	90-94	Purple Red
	95-99	Green Brown
	100-104	Pale Green
	105-109	Ruby Red
	110-114	Flame Red
	115-119	Red Orange
	120-124	Rose
125-129	Honey Yellow	
130-134	Light Pink	
135-139	Deep Orange	
140-144	Lemon	
145-149	Golden Amber	

EXPOLITE

26	150-154	Pastel Orange
	155-159	Cream
	160-164	Melon Yellow
	165-169	Luminous Orange
	170-174	Luminous Yellow
	175-255	Open
27		Colour Ring FX
	0-18	Stop
	19-29	FX1
	30-49	FX2
	50-69	FX3
	70-89	FX4
	90-109	FX5
	110-129	FX6
	130-149	FX7
	150-169	FX8
	170-189	FX9
	190-209	FX10
	210-229	FX11
	230-249	FX12
250-255	Open	
28	0-255	Colour Ring FX Speed
29	0-255	Dimmer Ring
30		Control
	0-9	No Function
	10-19	Pan/Tilt Black Activated
	20-29	Pan/Tilt Black Deactivated
	30-59	Dim0 (Off)
	60-69	Dim1
	70-79	Dim2
	80-89	Dim3
	90-99	Dim4
	100-139	PWM 1200Hz
	140-149	PWM 2000Hz
	150-159	PWM 2400Hz
	160-169	PWM 6000Hz
	170-179	PWM 25000Hz
	180-189	Fan Studio
	190-199	Fan Power
	200-209	Fan Live
	210-219	Auto Test
220-229	Pan/Tilt Reset	
230-239	Zoom Reset	
240-249	Complete Reset	
250-255	No Function	

EXPOLITE

TR16		
1	0-255	Pan
2	0-255	Pan Fine
3	0-255	Tilt
4	0-255	Tilt Fine
5	0-255	PT Speed
6	0-255	Red
7	0-255	Red Fine
8	0-255	Green
9	0-255	Green Fine
10	0-255	Blue
11	0-255	Blue Fine
12	0-255	White
13	0-255	White Fine
14	0-255	Dimmer
15	0-255	Dimmer Fine
16		Beam Strobe
	0-9	No Function
	10-99	Strobe (Slow to fast)
	100-109	No Function
	110-179	Lightning Strobe
	180-189	No Function
	190-255	Random Strobe
17		Colour Macros
	0-10	No Function
	11-30	Red 100% / Green Up / Blue 0%
	31-50	Red Down / Green 100% / Blue 0%
	51-70	Red 0% / Green 100% / Blue Up
	71-90	Red 0% / Green Down / Blue 100%
	91-110	Red Up / Green 0% / Blue 100%
	111-130	Red 100% / Green 0% / Blue Down
	131-150	Red 100% / Green Up / Blue Up
	151-170	Red Down / Green Down / Blue 100%
	171-195	All Led at Full Output
	196-199	1800K
	200-203	2200K
	204-207	2700K
	208-211	3000K
	212-215	3200K
	216-219	3500K
	220-223	4000K
	224-227	4200K
	228-231	4500K
232-235	5600K	
236-239	6000K	
240-243	6500K	

EXPOLITE

17	244-247	7200K
	248-255	8000K
18		Static Pixel
	0-9	No Function
	10-15	1
	16-21	2
	22-27	3
	28-33	4
	34-39	5
	40-45	6
	46-51	7
	52-57	1+2
	58-63	1+3
	64-69	1+4
	70-75	1+5
	76-85	1+6
	86-90	1+7
	91-95	2+3
	96-100	2+4
	101-105	2+5
	106-110	2+6
	111-115	2+7
	116-120	3+4
	121-125	3+5
	126-130	3+6
	131-135	3+7
	136-140	4+5
	141-145	4+6
	146-150	4+7
	151-155	5+6
	159-160	5+7
	161-165	6+7
	166-170	1+2+3
	171-175	1+4+5
	176-180	1+6+7
	181-185	2+3+4
186-190	5+6+7	
191-195	4+5+6	
196-200	7+2+3	
201-205	1+2+3+4	
206-210	1+5+6+7	
211-215	1+3+5+7	
216-220	3+4+5+6	
221-225	1+2+3+4+5	
226-230	1+4+5+6+7	
231-235	3+4+5+6+7	
236-240	1+2+3+4+5+6	

EXPOLITE

18	241-245	2+3+4+5+6+7
	246-250	1+2+3+5+6+7
	251-255	All Led Off
19		Pixel Effect
	0-9	Effect 1
	10-13	Effect 2
	14-17	Effect 3
	18-21	Effect 4
	22-25	Effect 5
	26-29	Effect 6
	30-33	Effect 7
	34-37	Effect 8
	38-41	Effect 9
	42-45	Effect 10
	46-49	Effect 11
	50-53	Effect 12
	54-57	Effect 13
	58-61	Effect 14
	62-65	Effect 15
	66-69	Effect 16
	70-73	Effect 17
	74-77	Effect 18
	78-81	Effect 19
	82-85	Effect 20
	86-89	Effect 21
	90-93	Effect 22
	94-97	Effect 23
	98-101	Effect 24
	102-105	Effect 25
	106-109	Effect 26
	110-113	Effect 27
	114-117	Effect 28
	118-121	Effect 29
	122-125	Effect 30
	126-129	Effect 31
	130-133	Effect 32
	134-137	Effect 33
	138-141	Effect 34
	142-145	Effect 35
	146-149	Effect 36
	150-153	Effect 37
	154-157	Effect 38
	158-161	Effect 39
	162-165	Effect 40
	166-169	Effect 41
	170-173	Effect 42
174-177	Effect 43	

EXPOLITE

19	178-181	Effect 44
	182-185	Effect 45
	186-189	Effect 46
	190-193	Effect 47
	194-197	Effect 48
	198-201	Effect 49
	202-205	Effect 50
	206-209	Effect 51
	210-213	Effect 52
	214-217	Effect 53
	218-221	Effect 54
	222-227	Effect 55
	228-230	Effect 56
	231-233	Effect 57
	234-236	Effect 58
	237-239	Effect 59
	240-242	Effect 60
	243-245	Effect 61
246-248	Effect 62	
249-251	Effect 63	
252-254	Effect 64	
255	Effect 65	
20	0-255	Pixel Effect Speed (Slow to fast)
21	0-255	Zoom
22	0-255	Red Center
23	0-255	Green Center
24	0-255	Blue Center
25	0-255	White Center
26	0-255	Dimmer Center
27		Center Strobe
	0-9	No Function
	10-99	Strobe (Slow to fast)
	100-109	No Function
	110-179	Lightning Strobe
	180-189	No Function
	190-255	Random Strobe
28	0-9	Center Effect
	10-25	Red+Green
	26-41	Red+Blue
	42-57	Red+White
	58-73	Green+Blue
	74-89	Green+White
	90-105	Blue+White
	106-121	Red+Green+Blue
	122-137	Red+Green+Blue+White
	138-153	Red+Green+Red

EXPOLITE

28	154-169	Red+Blue+Red
	170-185	Red+White+Red
	186-201	Green+Blue+Green
	202-217	Blue+White+Blue
	218-233	Red+Green+Blue+Red
	234-255	Red+Green+Blue+White+Red
29		Prism
	0-120	Prism Index (0°-360°)
	121-125	Stop
	126-165	Prism Shake (Slow to fast)
	166-170	Stop
	171-210	Clockwise Prism Rotation (Fast to slow)
	211-215	Stop
	216-255	Counterclockwise Prism Rotation (Slow to fast)
30	0-255	Ring Red
31	0-255	Ring Green
32	0-255	Ring Blue
33		Ring Colour Presets
	0-9	Open
	10-14	Red
	15-19	Green
	20-24	Blue
	25-29	Yellow
	30-34	Magenta
	35-39	Cyan
	40-44	White
	45-49	Violet Blue
	50-54	Light Blue
	55-59	Wine Red
	60-64	May Green
	65-69	Reseda Green
	70-74	Blue Lilac
	75-79	Moss Green
	80-84	Signal Violet
	85-89	Red Lilac
	90-94	Purple Red
	95-99	Green Brown
	100-104	Pale Green
	105-109	Ruby Red
	110-114	Flame Red
	115-119	Red Orange
	120-124	Rose
	125-129	Honey Yellow
130-134	Light Pink	
135-139	Deep Orange	
140-144	Lemon	

EXPOLITE

33	145-149	Golden Amber
	150-154	Pastel Orange
	155-159	Cream
	160-164	Melon Yellow
	165-169	Luminous Orange
	170-174	Luminous Yellow
	175-255	Open
34		Colour Ring FX
	0-18	Stop
	19-29	FX1
	30-49	FX2
	50-69	FX3
	70-89	FX4
	90-109	FX5
	110-129	FX6
	130-149	FX7
	150-169	FX8
	170-189	FX9
	190-209	FX10
	210-229	FX11
	230-249	FX12
250-255	Open	
35	0-255	Colour Ring FX Speed
36	0-255	Dimmer Ring
37		Control
	0-9	No Function
	10-19	Pan/Tilt Black Activated
	20-29	Pan/Tilt Black Deactivated
	30-59	Dim0 (Off)
	60-69	Dim1
	70-79	Dim2
	80-89	Dim3
	90-99	Dim4
	100-139	PWM 1200Hz
	140-149	PWM 2000Hz
	150-159	PWM 2400Hz
	160-169	PWM 6000Hz
	170-179	PWM 25000Hz
	180-189	Fan Studio
	190-199	Fan Power
	200-209	Fan Live
	210-219	Auto Test
220-229	Pan/Tilt Reset	
230-239	Zoom Reset	
240-249	Complete Reset	
250-255	No Function	

EXPOLITE

CMY		
1	0-255	Pan
2	0-255	Pan Fine
3	0-255	Tilt
4	0-255	Tilt Fine
5	0-255	PT Speed
6	0-255	Cyan
7	0-255	Magenta
8	0-255	Yellow
9	0-255	Dimmer
10		Beam Strobe
	0-9	No Function
	10-99	Strobe (Slow to fast)
	100-109	No Function
	110-179	Lightning Strobe
	180-189	No Function
	190-255	Random Strobe
11		Colour Macros
	0-10	No Function
	11-30	Cyan 100% / Magenta Up / Yellow 0%
	31-50	Cyan Down / Magenta 100% / Yellow 0%
	51-70	Cyan 0% / Magenta 100% / Yellow Up
	71-90	Cyan 0% / Magenta Down / Yellow 100%
	91-110	Cyan Up / Magenta 0% / Yellow 100%
	111-130	Cyan 100% / Magenta 0% / Yellow Down
	131-150	Cyan 100% / Magenta Up / Yellow Up
	151-170	Cyan Down / Magenta Down / Yellow 100%
	171-195	All Led at Full Output
	196-199	1800K
	200-203	2200K
	204-207	2700K
	208-211	3000K
	212-215	3200K
	216-219	3500K
	220-223	4000K
	224-227	4200K
	228-231	4500K
232-235	5600K	
236-239	6000K	
240-243	6500K	
244-247	7200K	
248-255	8000K	
12		Static Pixel
	0-9	No Function
	10-15	1

EXPOLITE

12	16-21	2
	22-27	3
	28-33	4
	34-39	5
	40-45	6
	46-51	7
	52-57	1+2
	58-63	1+3
	64-69	1+4
	70-75	1+5
	76-85	1+6
	86-90	1+7
	91-95	2+3
	96-100	2+4
	101-105	2+5
	106-110	2+6
	111-115	2+7
	116-120	3+4
	121-125	3+5
	126-130	3+6
	131-135	3+7
	136-140	4+5
	141-145	4+6
	146-150	4+7
	151-155	5+6
	159-160	5+7
	161-165	6+7
	166-170	1+2+3
	171-175	1+4+5
	176-180	1+6+7
	181-185	2+3+4
	186-190	5+6+7
191-195	4+5+6	
196-200	7+2+3	
201-205	1+2+3+4	
206-210	1+5+6+7	
211-215	1+3+5+7	
216-220	3+4+5+6	
221-225	1+2+3+4+5	
226-230	1+4+5+6+7	
231-235	3+4+5+6+7	
236-240	1+2+3+4+5+6	
241-245	2+3+4+5+6+7	
246-250	1+2+3+5+6+7	
251-255	All Led Off	
13		Pixel Effect
	0-9	Effect 1

EXPOLITE

13	10-13	Effect 2
	14-17	Effect 3
	18-21	Effect 4
	22-25	Effect 5
	26-29	Effect 6
	30-33	Effect 7
	34-37	Effect 8
	38-41	Effect 9
	42-45	Effect 10
	46-49	Effect 11
	50-53	Effect 12
	54-57	Effect 13
	58-61	Effect 14
	62-65	Effect 15
	66-69	Effect 16
	70-73	Effect 17
	74-77	Effect 18
	78-81	Effect 19
	82-85	Effect 20
	86-89	Effect 21
	90-93	Effect 22
	94-97	Effect 23
	98-101	Effect 24
	102-105	Effect 25
	106-109	Effect 26
	110-113	Effect 27
	114-117	Effect 28
	118-121	Effect 29
	122-125	Effect 30
	126-129	Effect 31
	130-133	Effect 32
	134-137	Effect 33
	138-141	Effect 34
	142-145	Effect 35
	146-149	Effect 36
	150-153	Effect 37
	154-157	Effect 38
	158-161	Effect 39
	162-165	Effect 40
	166-169	Effect 41
	170-173	Effect 42
	174-177	Effect 43
	178-181	Effect 44
	182-185	Effect 45
	186-189	Effect 46
	190-193	Effect 47

EXPOLITE

13	194-197	Effect 48
	198-201	Effect 49
	202-205	Effect 50
	206-209	Effect 51
	210-213	Effect 52
	214-217	Effect 53
	218-221	Effect 54
	222-227	Effect 55
	228-230	Effect 56
	231-233	Effect 57
	234-236	Effect 58
	237-239	Effect 59
	240-242	Effect 60
	243-245	Effect 61
	246-248	Effect 62
249-251	Effect 63	
252-254	Effect 64	
	255	Effect 65
14	0-255	Pixel Effect Speed (Slow to fast)
15	0-255	Zoom
16	0-255	Red Center
17	0-255	Green Center
18	0-255	Blue Center
19	0-255	White Center
20	0-255	Dimmer Center
21		Center Strobe
	0-9	No Function
	10-99	Strobe (Slow to fast)
	100-109	No Function
	110-179	Lightning Strobe
	180-189	No Function
	190-255	Random Strobe
22	0-9	Center Effect
	0kt 25	Red+Green
	26-41	Red+Blue
	42-57	Red+White
	58-73	Green+Blue
	74-89	Green+White
	90-105	Blue+White
	106-121	Red+Green+Blue
	122-137	Red+Green+Blue+White
	138-153	Red+Green+Red
	154-169	Red+Blue+Red
	170-185	Red+White+Red
	186-201	Green+Blue+Green
202-217	Blue+White+Blue	

EXPOLITE

22	218-233	Red+Green+Blue+Red
	234-255	Red+Green+Blue+White+Red
23		Prism
	0-120	Prism Index (0°-360°)
	121-125	Stop
	126-165	Prism Shake (Slow to fast)
	166-170	Stop
	171-210	Clockwise Prism Rotation (Fast to slow)
	211-215	Stop
	216-255	Counterclockwise Prism Rotation (Slow to fast)
24	0-255	Ring Red
25	0-255	Ring Green
26	0-255	Ring Blue
27		Ring Colour Presets
	0-9	Open
	10-14	Red
	15-19	Green
	20-24	Blue
	25-29	Yellow
	30-34	Magenta
	35-39	Cyan
	40-44	White
	45-49	Violet Blue
	50-54	Light Blue
	55-59	Wine Red
	60-64	May Green
	65-69	Reseda Green
	70-74	Blue Lilac
	75-79	Moss Green
	80-84	Signal Violet
	85-89	Red Lilac
	90-94	Purple Red
	95-99	Green Brown
	100-104	Pale Green
	105-109	Ruby Red
	110-114	Flame Red
	115-119	Red Orange
	120-124	Rose
	125-129	Honey Yellow
	130-134	Light Pink
	135-139	Deep Orange
	140-144	Lemon
	145-149	Golden Amber
150-154	Pastel Orange	
155-159	Cream	
160-164	Melon Yellow	

EXPOLITE

27	165-169	Luminous Orange
	170-174	Luminous Yellow
	175-255	Open
28		Colour Ring FX
	0-18	Stop
	19-29	FX1
	30-49	FX2
	50-69	FX3
	70-89	FX4
	90-109	FX5
	110-129	FX6
	130-149	FX7
	150-169	FX8
	170-189	FX9
	190-209	FX10
	210-229	FX11
	230-249	FX12
250-255	Open	
29	0-255	Colour Ring FX Speed
30	0-255	Dimmer Ring
31		Control
	0-9	No Function
	10-19	Pan/Tilt Black Activated
	20-29	Pan/Tilt Black Deactivated
	30-59	Dim0 (Off)
	60-69	Dim1
	70-79	Dim2
	80-89	Dim3
	90-99	Dim4
	100-139	PWM 1200Hz
	140-149	PWM 2000Hz
	150-159	PWM 2400Hz
	160-169	PWM 6000Hz
	170-179	PWM 25000Hz
	180-189	Fan Studio
	190-199	Fan Power
	200-209	Fan Live
	210-219	Auto Test
	220-229	Pan/Tilt Reset
230-239	Zoom Reset	
240-249	Complete Reset	
250-255	No Function	

EXPOLITE

PIXEL		
1	0-255	Pan
2	0-255	Pan Fine
3	0-255	Tilt
4	0-255	Tilt Fine
5	0-255	PT Speed
6	0-255	Zoom
7	0-255	Center Dimmer
8		Center Strobe
	0-9	No Function
	10-99	Strobe (Slow to fast)
	100-109	No Function
	110-179	Lightning Strobe
	180-189	No Function
	190-255	Random Strobe
9	0-255	Red Center
10	0-255	Green Center
11	0-255	Blue Center
12	0-255	White Center
13	0-9	Center Effect
	10-25	Red+Green
	26-41	Red+Blue
	42-57	Red+White
	58-73	Green+Blue
	74-89	Green+White
	90-105	Blue+White
	106-121	Red+Green+Blue
	122-137	Red+Green+Blue+White
	138-153	Red+Green+Red
	154-169	Red+Blue+Red
	170-185	Red+White+Red
	186-201	Green+Blue+Green
	202-217	Blue+White+Blue
218-233	Red+Green+Blue+Red	
234-255	Red+Green+Blue+White+Red	
14		Prism
	0-120	Prism Index (0°-360°)
	121-125	Stop
	126-165	Prism Shake (Slow to fast)
	166-170	Stop
	171-210	Clockwise Prism Rotation (Fast to slow)
	211-215	Stop
	216-255	Counterclockwise Prism Rotation (Slow to fast)
15	0-255	Ring Red
16	0-255	Ring Green
17	0-255	Ring Blue

EXPOLITE

18		Ring Colour Presets
	0-9	Open
	10-14	Red
	15-19	Green
	20-24	Blue
	25-29	Yellow
	30-34	Magenta
	35-39	Cyan
	40-44	White
	45-49	Violet Blue
	50-54	Light Blue
	55-59	Wine Red
	60-64	May Green
	65-69	Reseda Green
	70-74	Blue Lilac
	75-79	Moss Green
	80-84	Signal Violet
	85-89	Red Lilac
	90-94	Purple Red
	95-99	Green Brown
	100-104	Pale Green
	105-109	Ruby Red
	110-114	Flame Red
	115-119	Red Orange
	120-124	Rose
	125-129	Honey Yellow
	130-134	Light Pink
	135-139	Deep Orange
	140-144	Lemon
	145-149	Golden Amber
150-154	Pastel Orange	
155-159	Cream	
160-164	Melon Yellow	
165-169	Luminous Orange	
170-174	Luminous Yellow	
175-179	Open	
180-248	Stop	
249-255	Open	
19		Colour Ring FX
	0-18	Stop
	19-29	FX1
	30-49	FX2
	50-69	FX3
	70-89	FX4
	90-109	FX5
110-129	FX6	

EXPOLITE

19	130-149	FX7
	150-169	FX8
	170-189	FX9
	190-209	FX10
	210-229	FX11
	230-249	FX12
	250-255	Open
20	0-255	Colour Ring FX Speed
21	0-255	Dimmer Ring
22		Control
	0-9	No Function
	10-19	Pan/Tilt Black Activated
	20-29	Pan/Tilt Black Deactivated
	30-59	Dim0 (Off)
	60-69	Dim1
	70-79	Dim2
	80-89	Dim3
	90-99	Dim4
	100-139	PWM 1200Hz
	140-149	PWM 2000Hz
	150-159	PWM 2400Hz
	160-169	PWM 6000Hz
	170-179	PWM 25000Hz
	180-189	Fan Studio
	190-199	Fan Power
	200-209	Fan Live
210-219	Auto Test	
220-229	Pan/Tilt Reset	
230-239	Zoom Reset	
240-249	Complete Reset	
250-255	No Function	
23	0-255	Dimmer
24		Strobe
	0-9	No Function
	10-99	Strobe (Slow to fast)
	100-109	No Function
	110-179	Lightning Strobe
	180-189	No Function
190-255	Random Strobe	
25	0-255	Red1
26	0-255	Green1
27	0-255	Blue1
28	0-255	White1
29	0-255	Red2
30	0-255	Green2
31	0-255	Blue2

EXPOLITE

32	0-255	White2
33	0-255	Red3
34	0-255	Green3
35	0-255	Blue3
36	0-255	White3
37	0-255	Red4
38	0-255	Green4
39	0-255	Blue4
40	0-255	White4
41	0-255	Red5
42	0-255	Green5
43	0-255	Blue5
44	0-255	White5
45	0-255	Red6
46	0-255	Green6
47	0-255	Blue6
48	0-255	White6
49	0-255	Red7
50	0-255	Green7
51	0-255	Blue7
52	0-255	White7



Delivery

- Expolite WD 8 FX Wash
- Accessory quicklock assembly frame
- Power connection cable
- General Information for Expolite Units
- User Manual

Expolite devices are carefully checked before shipment. If the delivery is not complete, please contact your distributor immediately.

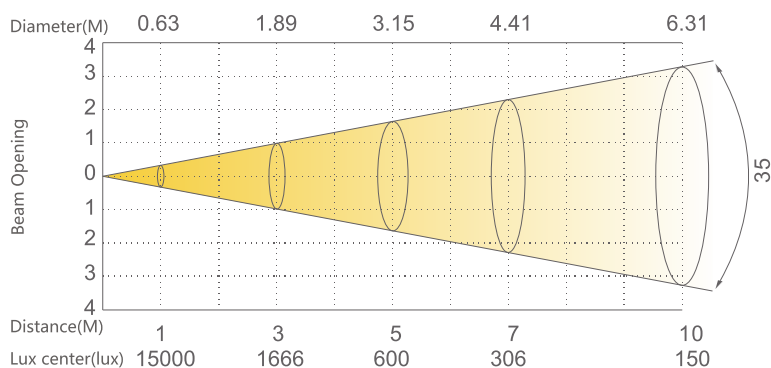
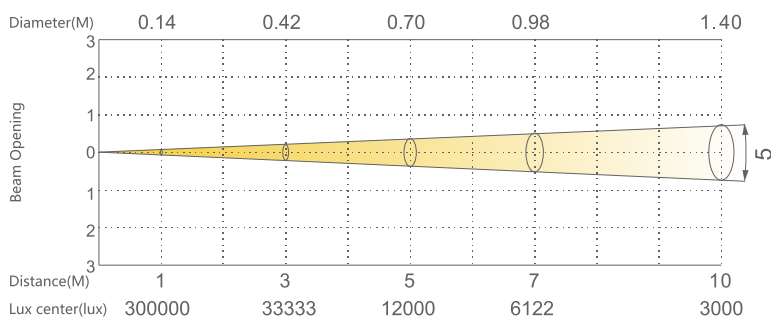
Product Information

Voltage	100V - 240V AC 50/60Hz
Power Consumption	350W
Dimensions	416 x 356 x 488 mm
Weight	22 kg
Connectors	Power In DMX In/Out RJ45 In/Out
Ambient Temperature	-20°C - 45°C
Humidity*	< 80%
Protection	IP 65
Housing	Die-cast aluminium housing
LEDs	7 x 40W RGBW** + 60W RGBW**
LED Current	4A
Optics	5°-35°
Control	Stand-Alone / DMX512 / RDM / ARTNET / sACN
DMX-Channels	21 - 48 (21/23/24/27/33/48)

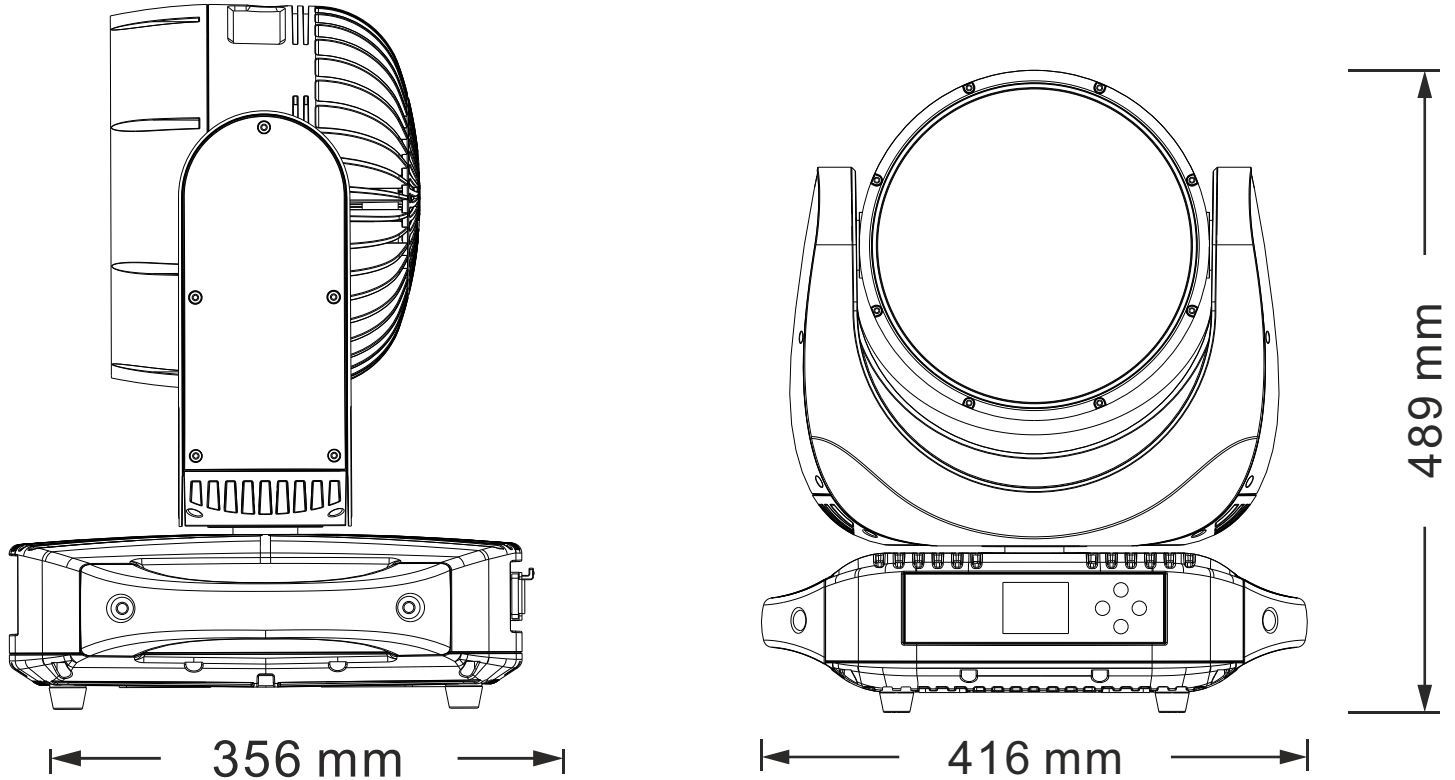
* take note to General Informations for Expolite Units - Notes for Condensation inside Housing.

** Tolerance in colour temperature according to LED manufacturer +/- 10%.

ILLUMINANCE AT DISTANCE



Dimensions

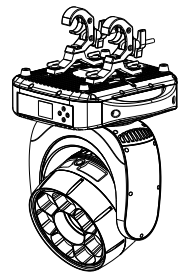


Installation

Mounting

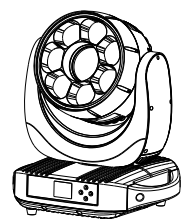
Hanging

The fixture can be mounted in a hanging position using the quicklock brackets. Fixture must be safely mounted in accordance with the relevant regulations and provided with a safety cord to prevent falling. For this purpose, an eyelet for safeties is attached to the device.



Standing

The fixture can be mounted in an upright or sitting position. A safe and sufficient anti-slip ground must be ensured!

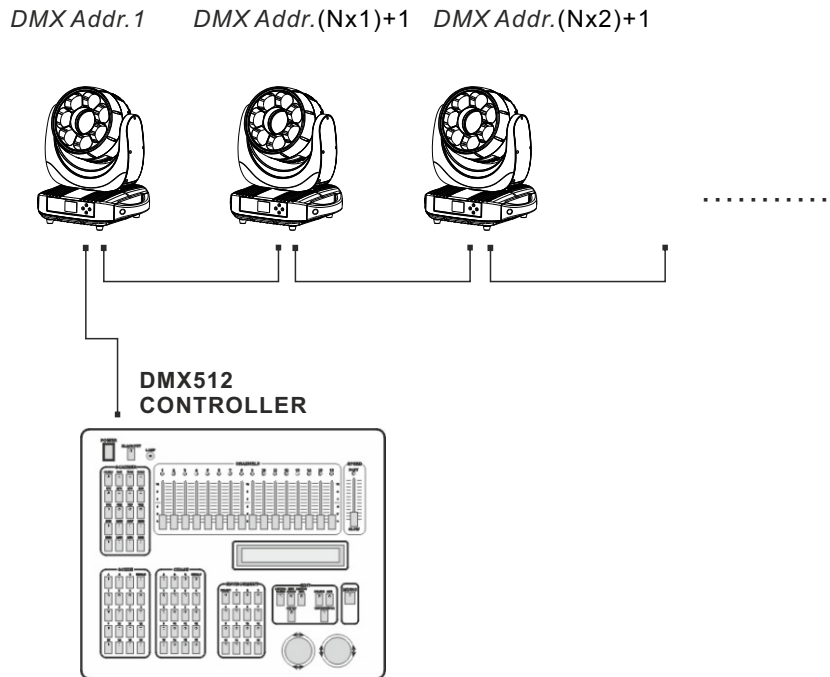


NOTE

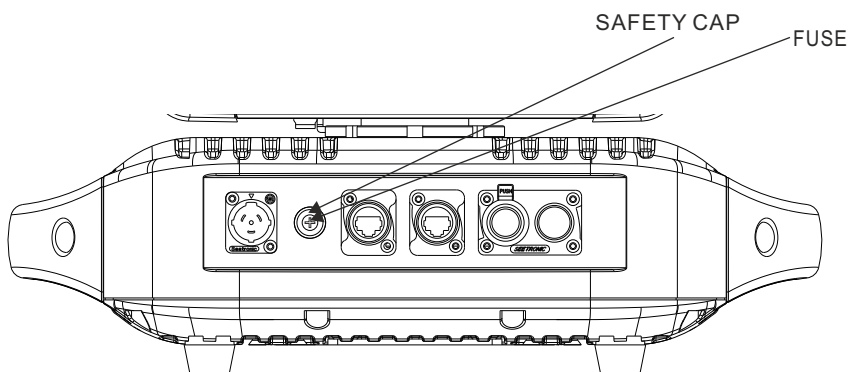
The LED module can be operated in any position.

DMX-Connection

Use specified DMX-cables to connect the units to each other and to connect them to the control-desk. Enter the addresses and personalities to the units.



Changing the device fuse



NOTE: Disconnect fixture from power supply before changing the device fuse!

NOTE: Use only a specific fuse according to device specifications!

Open fuse holder with screw driver.

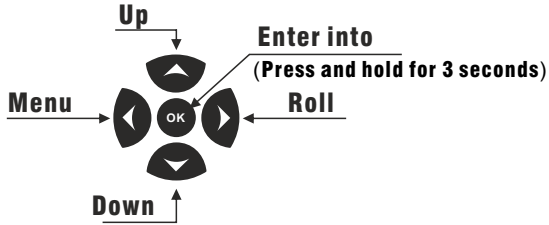
Remove old fuse.

Insert new fuse with same value.

Reinsert fuse holder.

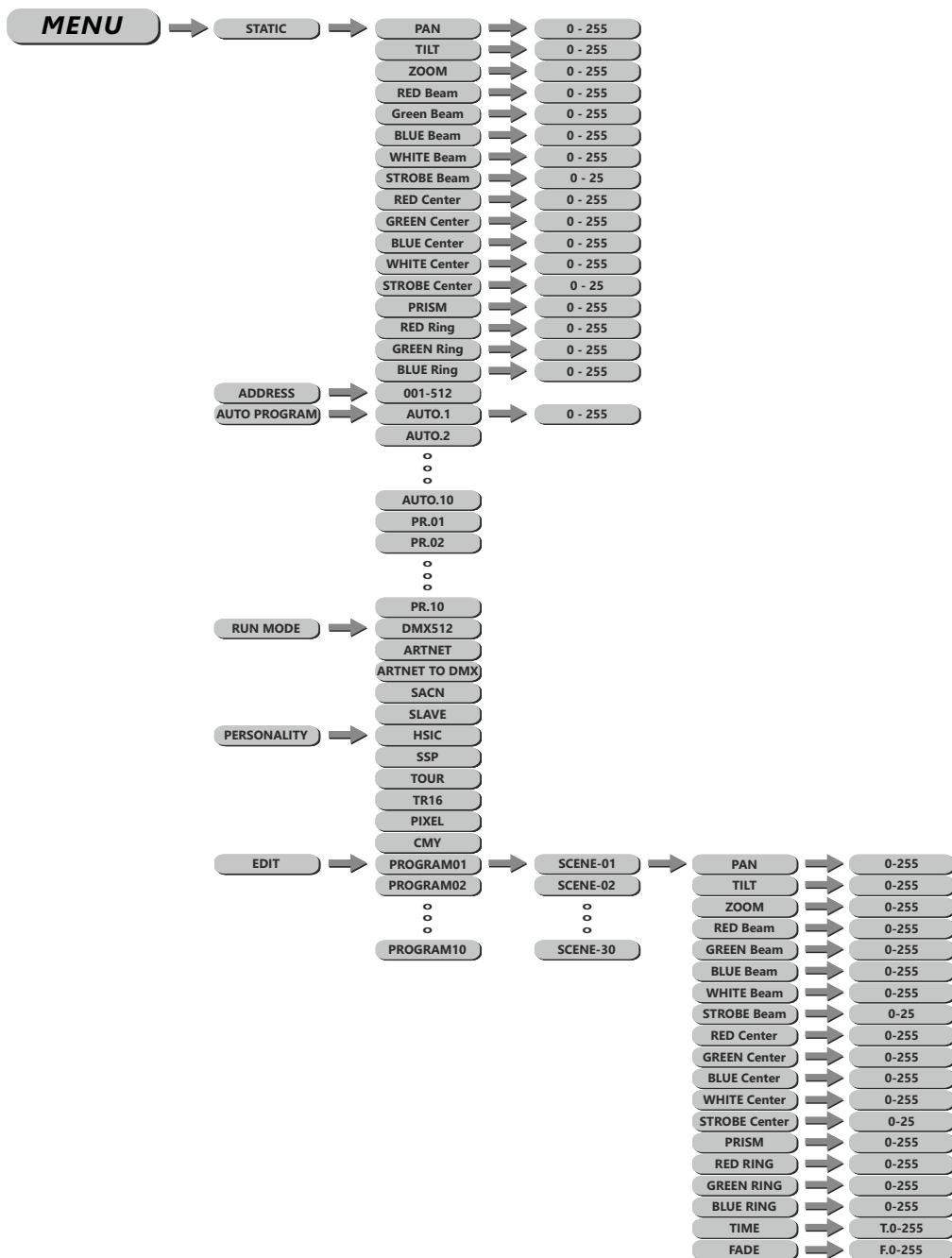
Operation

Display Operation

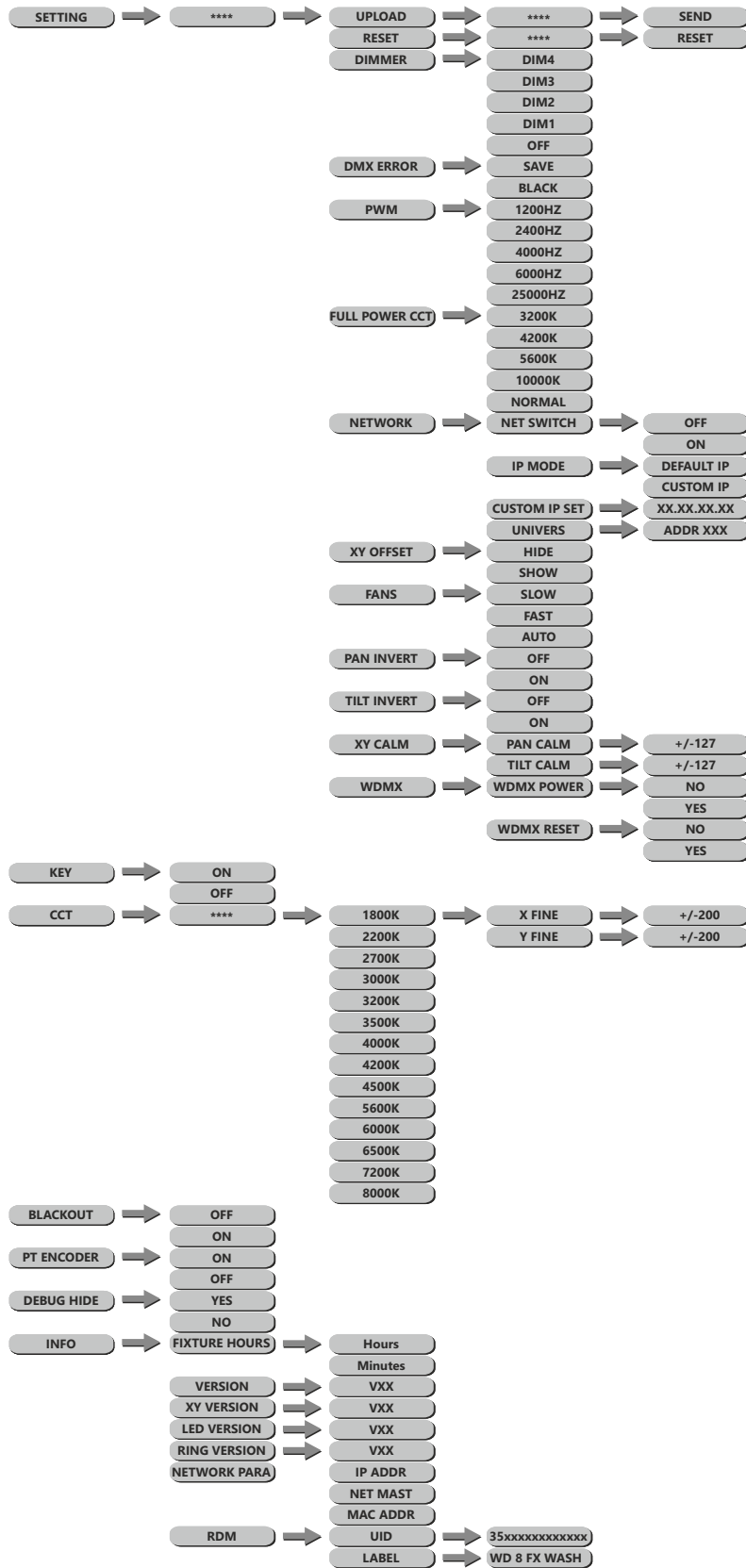


MENU: Return to previous menu
 ENTER: Enter currently selected menu
 UP: Scroll up, Increase value
 DOWN: Scroll down: Decrease value
 ROLL: Roll forward

Menu Map



EXPOLITE

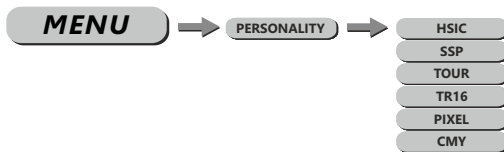


Setting DMX-Address



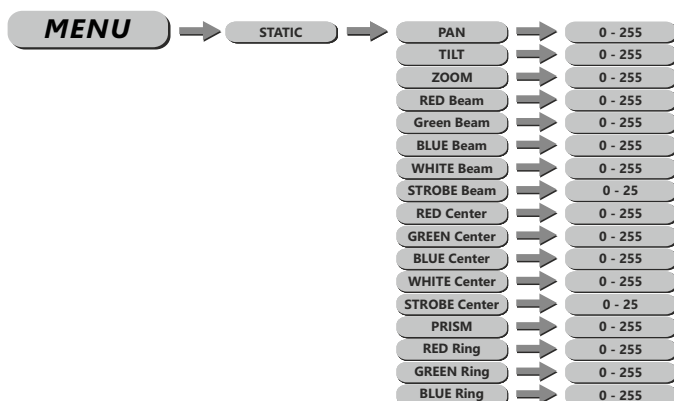
The DMX start address of the fixture is set in the menu **ADDRESS**. This is retained even when changing the personality.

Setting DMX-Personality



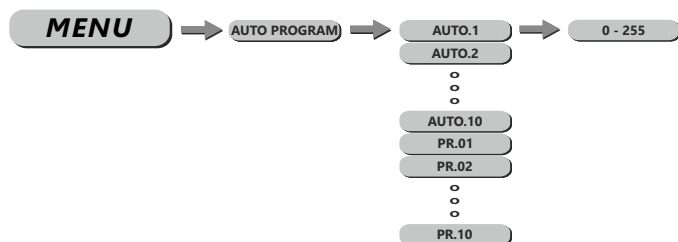
The personality is set in the menu **PERSONALITY**. There are six different modes which can be chosen: **SSP** (21 channels), **HSIC** (23 channels), **TOUR** (24 channels), **CMY** (27 channels), **TR16** (33 channels) and **PIXEL** (48 channels).

Setting Static Scene



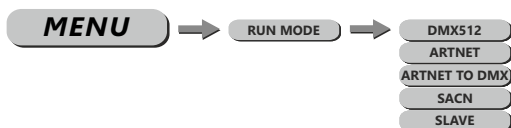
A static scene for stand-alone operation is set in **STATIC**. This is mixed using the DMX value scale 0-255 for **PAN**, **TILT**, **ZOOM**, **RED Beam**, **GREEN Beam**, **BLUE Beam**, **WHITE Beam**, **STROBE BEAM**, **RED Center**, **GREEN Center**, **BLUE Center**, **WHITE Center**, **STROBE Center**, **PRISM**, **RED Ring**, **GREEN Ring** and **BLUE Ring**.

Activating Auto Programs



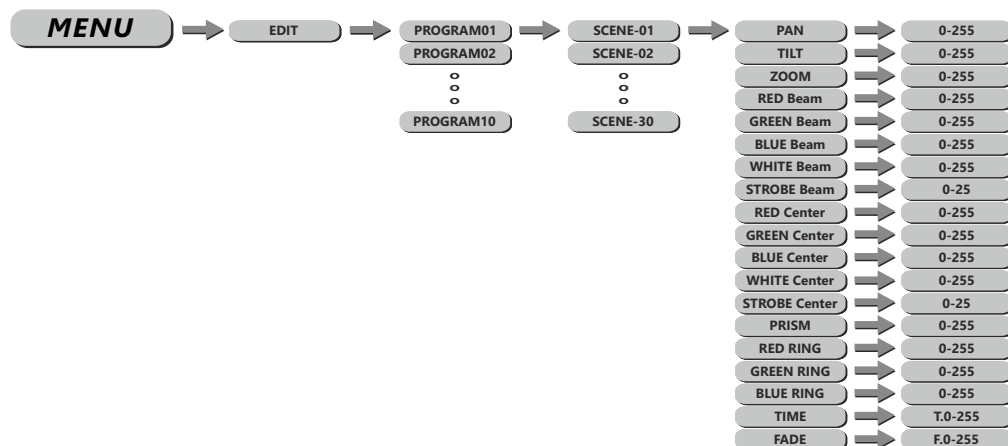
In the menu **AUTO PROGRAM** the automatic programs stored in the device are activated. The programs **AUTO.1** to **AUTO.10** are permanently stored in the device. The programs **PR.01** to **PR.10** are editable. This is described under **Edit User Programs**. Automatic programs are transmitted as master to connected slave devices. For master-slave operation, signals are sent via the DMX line. This may disturb other devices on the same line.

Setting Runmode



The operating mode is set in menu **RUN MODE**. For operation on a DMX-controller **DMX512** needs to be set. For operation via ArtNet **ARTNET** needs to be set. In mode **ARTNET TO DMX** the chosen universe of the ArtNet input is sent to the XLR connectors. For operation via sACN **sACN** needs to be set. **SLAVE** set the fixture into slave mode.

Editing of user-defined programs



In the menu **EDIT** the user programs **PROGRAM01** to **PROGRAM10** can be edited.

Every program can have up to 30 steps (**SCENE-01** - **SCENE-30**).

EXPOLITE

Every step persists of the parameter colours **PAN, TILT, ZOOM, RED Beam, GREEN Beam, BLUE Beam), WHITE Beam, STROBE Beam, RED Center, GREEN Center, BLUE Center, WHITE Center, STROBE Center, PRISM, RED Ring, GREEN Ring and BLUE Ring**, as well as **TIME** and **FADE**.

User programs can be transferred to other fixtures (see master/slave).

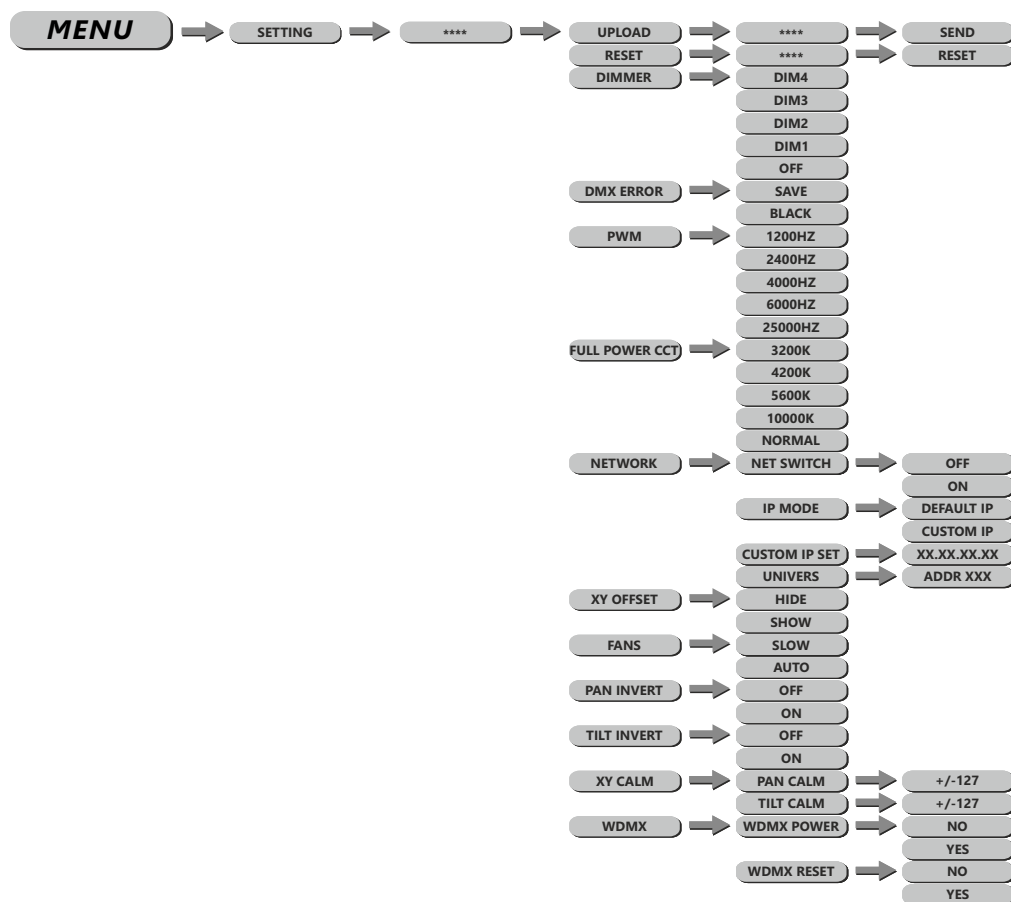
Step-by-step programming of the custom stand-alone programs with up to 30 different steps:

NOTE: For less than 30 steps the **TIME** and **FADE** of the last step needs to be set to 0.

Example for time settings of a stand-alone programm with 3 steps:

- Step 1 **TIME** = 4 **FADE** = 3
- Step 2 **TIME** = 5 **FADE** = 2
- Step 3 **TIME** = 0 **FADE** = 0

Miscellaneous Settings



The default password is: **UP - DOWN - UP - DOWN - ENTER**

UPLOAD: sends the user programs to connected slave fixtures.

RESET: sets all editable settings back to factory default.

DIMMER: controls different dimming speeds to simulate a halogen bulb (**OFF/DIM1/DIM2/DIM3/DIM4**).

DMX ERROR: sets how the fixture responds if DMX-signal gets lost. Set **SAVE** to hold the last received value or **BLACK** for blackout.

PWM: gives the user the possibility to adjust the PWM frequency of the leds (**1200HZ/2400HZ/4000HZ/6000HZ/25000HZ**).

FULL POWER CCT: sets the colour temperature at maximum output. **3200K/4200K/5600K/10000K** and **NORMAL** can be set.

NETWORK\NET SWITCH: activates (**ON**) or deactivates (**OFF**) the integrated ArtNet node.

NETWORK\IP MODE: submenu for setting the ip-address. Users can choose between **DEFAULT IP** or **CUSTOM IP**. If set to **CUSTOM IP** the users needs to set a custom ip in the next step.

NETWORK\CUSTOM IP SET: in this menu a user defined ip-address can be set.

NETWORK\UNIVERS: the universe of the ArtNet node is set.

XY OFFSET: hides the submenu to adjust the preset colour temperatures in the menu (**NO**), or sets them visible again (**YES**).

FANS: SLOW/NORMAL/FAST/AUTO regulates the fan performance balance.

PAN INVERT: inverts PAN-movement.

TILT INVERT: inverts TILT-movement.

XY CALM: TBA!

WDMX\WDMX POWER: activates (**ON**) or deactivates (**OFF**) the integrated Wireless DMX Receiver.

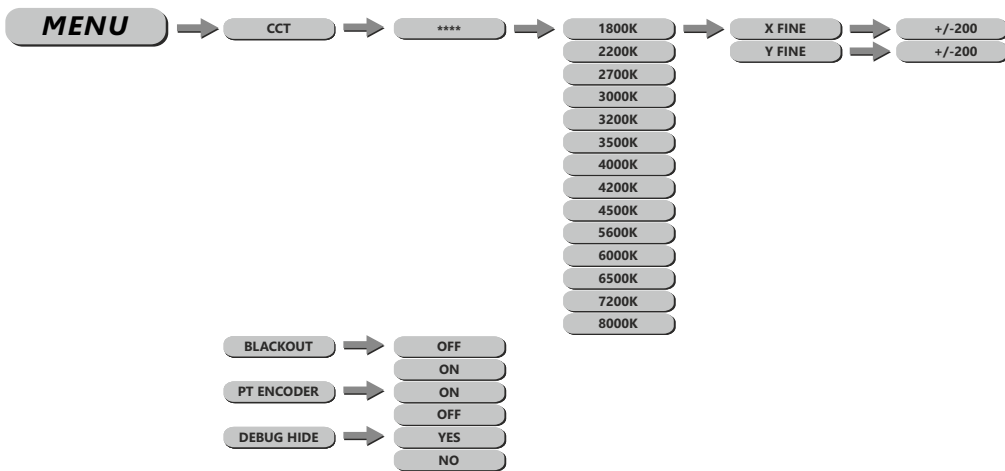
WDMX\WDMX RESET: unlinks the existing connection and enables the pairing with another transmitter.

Activate Password Protection



In the menu **KEY** the password protection of the fixture is activated or deactivated. If set **ON** the fixture is password protected when started. 30 seconds after the last setting the menu is locked again. To be able to make changes in the menu the password **UP - DOWN - UP - DOWN - ENTER** needs to be typed in.

Other Settings



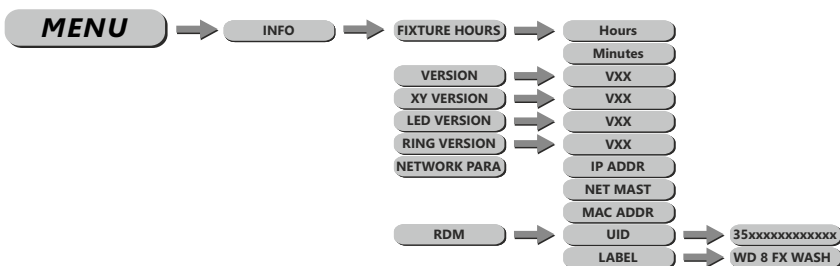
CCT: In the submenu **CCT**, submenu **CCT** the preset colour temperatures for the white values are stored. These can be adjusted via **X FINE** and **Y FINE (+/-200)**.

BLACKOUT: dims off the unit for Pan/Tilt movement.

PT ENCODER: Swaps channels for PAN and TILT.

DEBUG HIDE: This is the factory testmode. All stepper motors can not be controlled via DMX when this mode is active. This can only be changed after a reset of the fixture.

Info-Menü



The following information can be checked in the info-menu:



FIXTURE HOURS: Number of operating hours of the fixture.

VERSION: the currently installed firmware version is shown.

XY VERSION: the currently installed XY-firmware version is shown.

LED VERSION: the currently installed LED-firmware version is shown.

RING VERSION: the currently installed RING-firmware version is shown.

NETWORK PARA: shows the currently set network parameters.

RDM: In the submenu **UID** the RMD-ID of the fixture is shown. In the submenu **LABEL** the model name of the fixture can be found.

Using DMX512 Control

DMX-Channel assignment

This device has several DMX personalities. In each personality a different number of DMX channels is used and the reaction of the device differs accordingly. There are six DMX personalities with 21, 23, 24, 27, 33 and 48 channels selectable.

Because of changes in the firmware of the fixture, functions can be added or changed. You can find the current version „DMX-Channels“ as PDF-file on the website, ready to download.

SSP		
1	0-255	Pan
2	0-255	Tilt
3	0-255	PT Speed
4	0-255	Red
5	0-255	Green
6	0-255	Blue
7	0-255	White
8	0-255	Dimmer
9		Strobe
	0-9	No Function
	10-99	Strobe (Slow to fast)
	100-109	No Function
	110-179	Lightning Strobe
	180-189	No Function
	190-255	Random Strobe
10	0-255	Zoom
11	0-255	Red Center
12	0-255	Green Center
13	0-255	Blue Center
14	0-255	White Center
15	0-255	Dimmer Center
16		Center Strobe
	0-9	No Function
	10-99	Strobe (Slow to fast)
	100-109	No Function
	110-179	Lightning Strobe
	180-189	No Function
	190-255	Random Strobe
17		Prism
	0-120	Prism Index (0°-360°)
	121-125	Stop
	126-165	Prism Shake (Slow to fast)
	166-170	Stop
	171-210	Clockwise Prism Rotation (Fast to slow)
	211-215	Stop
	216-255	Counterclockwise Prism Rotation (Slow to fast)

EXPOLITE

18	0-255	Ring Red
19	0-255	Ring Green
20	0-255	Ring Blue
21		Ring Colour Presets
	0-9	Open
	10-14	Red
	15-19	Green
	20-24	Blue
	25-29	Yellow
	30-34	Magenta
	35-39	Cyan
	40-44	White
	45-49	Violet Blue
	50-54	Light Blue
	55-59	Wine Red
	60-64	May Green
	65-69	Reseda Green
	70-74	Blue Lilac
	75-79	Moss Green
	80-84	Signal Violet
	85-89	Red Lilac
	90-94	Purple Red
	95-99	Green Brown
	100-104	Pale Green
	105-109	Ruby Red
	110-114	Flame Red
	115-119	Red Orange
	120-124	Rose
	125-129	Honey Yellow
130-134	Light Pink	
135-139	Deep Orange	
140-144	Lemon	
145-149	Golden Amber	
150-154	Pastel Orange	
155-159	Cream	
160-164	Melon Yellow	
165-169	Luminous Orange	
170-174	Luminous Yellow	
175-255	Open	
22		Colour Ring FX
	0-18	Stop
	19-29	FX1
	30-49	FX2
	50-69	FX3
	70-89	FX4

EXPOLITE

22	90-109	FX5
	110-129	FX6
	130-149	FX7
	150-169	FX8
	170-189	FX9
	190-209	FX10
	210-229	FX11
	230-249	FX12
	250-255	Open
23	0-255	Colour Ring FX Speed
24	0-255	Colour Ring Dimmer
25		Control
	0-9	No Function
	10-19	Pan/Tilt Black Activated
	20-29	Pan/Tilt Black Deactivated
	30-59	Dim0 (Off)
	60-69	Dim1
	70-79	Dim2
	80-89	Dim3
	90-99	Dim4
	100-139	PWM 1200Hz
	140-149	PWM 2000Hz
	150-159	PWM 2400Hz
	160-169	PWM 6000Hz
	170-179	PWM 25000Hz
	180-189	Fan Studio
	190-199	Fan Power
	200-209	Fan Live
	210-219	Auto Test
	220-229	Pan/Tilt Reset
230-239	Zoom Reset	
240-249	Complete Reset	
250-255	No Function	

EXPOLITE

HSIC		
1	0-255	Pan
2	0-255	Pan Fine
3	0-255	Tilt
4	0-255	Tilt Fine
5	0-255	PT Speed
6	0-255	Intensity
7	0-255	Hue
8	0-255	Hue Fine
9	0-255	Saturation
10		CCT
	0-10	No Function
	11-28	1800K
	29-46	2200K
	47-64	2700K
	65-82	3000K
	83-100	3200K
	101-118	3500K
	119-136	4000K
	137-154	4200K
	155-172	4500K
	173-190	5600K
	191-208	6000K
	209-226	6500K
227-244	7200K	
245-255	8000K	
11		Strobe
	0-9	No Function
	10-99	Strobe (Slow to fast)
	100-109	No Function
	110-179	Lightning Strobe
	180-189	No Function
	190-255	Random Strobe
12	0-255	Zoom
13	0-255	Red Center
14	0-255	Green Center
15	0-255	Blue Center
16	0-255	White Center
17	0-255	Dimmer Center
18		Center Strobe
	0-9	No Function
	10-99	Strobe (Slow to fast)
	100-109	No Function
	110-179	Lightning Strobe
	180-189	No Function
	190-255	Random Strobe

EXPOLITE

19		Prism
	0-120	Prism Index (0°-360°)
	121-125	Stop
	126-165	Prism Shake (Slow to fast)
	166-170	Stop
	171-210	Clockwise Prism Rotation (Fast to slow)
	211-215	Stop
	216-255	Counterclockwise Prism Rotation (Slow to fast)
20	0-255	Ring Red
21	0-255	Ring Green
22	0-255	Ring Blue
23		Ring Colour Presets
	0-9	Open
	10-14	Red
	15-19	Green
	20-24	Blue
	25-29	Yellow
	30-34	Magenta
	35-39	Cyan
	40-44	White
	45-49	Violet Blue
	50-54	Light Blue
	55-59	Wine Red
	60-64	May Green
	65-69	Reseda Green
	70-74	Blue Lilac
	75-79	Moss Green
	80-84	Signal Violet
	85-89	Red Lilac
	90-94	Purple Red
	95-99	Green Brown
	100-104	Pale Green
	105-109	Ruby Red
	110-114	Flame Red
	115-119	Red Orange
	120-124	Rose
	125-129	Honey Yellow
	130-134	Light Pink
	135-139	Deep Orange
	140-144	Lemon
	145-149	Golden Amber
	150-154	Pastel Orange
	155-159	Cream
160-164	Melon Yellow	
165-169	Luminous Orange	
170-174	Luminous Yellow	
175-255	Open	

EXPOLITE

24		Colour Ring FX
	0-18	Stop
	19-29	FX1
	30-49	FX2
	50-69	FX3
	70-89	FX4
	90-109	FX5
	110-129	FX6
	130-149	FX7
	150-169	FX8
	170-189	FX9
	190-209	FX10
	210-229	FX11
	230-249	FX12
250-255	Open	
25	0-255	Colour Ring FX Speed
26	0-255	Dimmer Ring
27		Control
	0-9	No Function
	10-19	Pan/Tilt Black Activated
	20-29	Pan/Tilt Black Deactivated
	30-59	Dim0 (Off)
	60-69	Dim1
	70-79	Dim2
	80-89	Dim3
	90-99	Dim4
	100-139	PWM 1200Hz
	140-149	PWM 2000Hz
	150-159	PWM 2400Hz
	160-169	PWM 6000Hz
	170-179	PWM 25000Hz
	180-189	Fan Studio
	190-199	Fan Power
	200-209	Fan Live
	210-219	Auto Test
220-229	Pan/Tilt Reset	
230-239	Zoom Reset	
240-249	Complete Reset	
250-255	No Function	

EXPOLITE

TOUR		
1	0-255	Pan
2	0-255	Tilt
3	0-255	PT Speed
4	0-255	Red
5	0-255	Green
6	0-255	Blue
7	0-255	White
8	0-255	Dimmer
9		Beam Strobe
	0-9	No Function
	10-99	Strobe (Slow to fast)
	100-109	No Function
	110-179	Lightning Strobe
	180-189	No Function
	190-255	Random Strobe
10		Colour Macros
	0-10	No Function
	11-30	Red 100% / Green Up / Blue 0%
	31-50	Red Down / Green 100% / Blue 0%
	51-70	Red 0% / Green 100% / Blue Up
	71-90	Red 0% / Green Down / Blue 100%
	91-110	Red Up / Green 0% / Blue 100%
	111-130	Red 100% / Green 0% / Blue Down
	131-150	Red 100% / Green Up / Blue Up
	151-170	Red Down / Green Down / Blue 100%
	171-195	All Led at Full Output
	196-199	1800K
	200-203	2200K
	204-207	2700K
	208-211	3000K
	212-215	3200K
	216-219	3500K
	220-223	4000K
	224-227	4200K
	228-231	4500K
232-235	5600K	
236-239	6000K	
240-243	6500K	
244-247	7200K	
248-255	8000K	
11		Static Pixel
	0-9	No Function
	10-15	1
	16-21	2

EXPOLITE

11	22-27	3
	28-33	4
	34-39	5
	40-45	6
	46-51	7
	52-57	1+2
	58-63	1+3
	64-69	1+4
	70-75	1+5
	76-85	1+6
	86-90	1+7
	91-95	2+3
	96-100	2+4
	101-105	2+5
	106-110	2+6
	111-115	2+7
	116-120	3+4
	121-125	3+5
	126-130	3+6
	131-135	3+7
	136-140	4+5
	141-145	4+6
	146-150	4+7
	151-155	5+6
	159-160	5+7
	161-165	6+7
	166-170	1+2+3
	171-175	1+4+5
	176-180	1+6+7
	181-185	2+3+4
	186-190	5+6+7
191-195	4+5+6	
196-200	7+2+3	
201-205	1+2+3+4	
206-210	1+5+6+7	
211-215	1+3+5+7	
216-220	3+4+5+6	
221-225	1+2+3+4+5	
226-230	1+4+5+6+7	
231-235	3+4+5+6+7	
236-240	1+2+3+4+5+6	
241-245	2+3+4+5+6+7	
246-250	1+2+3+5+6+7	
251-255	All Led Off	

EXPOLITE

12		Pixel Effect
	0-9	Effect 1
	10-13	Effect 2
	14-17	Effect 3
	18-21	Effect 4
	22-25	Effect 5
	26-29	Effect 6
	30-33	Effect 7
	34-37	Effect 8
	38-41	Effect 9
	42-45	Effect 10
	46-49	Effect 11
	50-53	Effect 12
	54-57	Effect 13
	58-61	Effect 14
	62-65	Effect 15
	66-69	Effect 16
	70-73	Effect 17
	74-77	Effect 18
	78-81	Effect 19
	82-85	Effect 20
	86-89	Effect 21
	90-93	Effect 22
	94-97	Effect 23
	98-101	Effect 24
	102-105	Effect 25
	106-109	Effect 26
	110-113	Effect 27
	114-117	Effect 28
	118-121	Effect 29
	122-125	Effect 30
	126-129	Effect 31
	130-133	Effect 32
	134-137	Effect 33
	138-141	Effect 34
	142-145	Effect 35
	146-149	Effect 36
	150-153	Effect 37
	154-157	Effect 38
	158-161	Effect 39
	162-165	Effect 40
	166-169	Effect 41
	170-173	Effect 42
	174-177	Effect 43
	178-181	Effect 44
182-185	Effect 45	

EXPOLITE

12	186-189	Effect 46
	190-193	Effect 47
	194-197	Effect 48
	198-201	Effect 49
	202-205	Effect 50
	206-209	Effect 51
	210-213	Effect 52
	214-217	Effect 53
	218-221	Effect 54
	222-227	Effect 55
	228-230	Effect 56
	231-233	Effect 57
	234-236	Effect 58
	237-239	Effect 59
	240-242	Effect 60
	243-245	Effect 61
	246-248	Effect 62
249-251	Effect 63	
252-254	Effect 64	
255	Effect 65	
13	0-255	Pixel Effect Speed (Slow to fast)
14	0-255	Zoom
15	0-255	Red Center
16	0-255	Green Center
17	0-255	Blue Center
18	0-255	White Center
19	0-255	Dimmer Center
20		Center Strobe
	0-9	No Function
	10-99	Strobe (Slow to fast)
	100-109	No Function
	110-179	Lightning Strobe
	180-189	No Function
	190-255	Random Strobe
21	0-9	Center Effect
	Okt 25	Red+Green
	26-41	Red+Blue
	42-57	Red+White
	58-73	Green+Blue
	74-89	Green+White
	90-105	Blue+White
	106-121	Red+Green+Blue
	122-137	Red+Green+Blue+White
	138-153	Red+Green+Red
	154-169	Red+Blue+Red

EXPOLITE

21	170-185	Red+White+Red
	186-201	Green+Blue+Green
	202-217	Blue+White+Blue
	218-233	Red+Green+Blue+Red
	234-255	Red+Green+Blue+White+Red
22		Prism
	0-120	Prism Index (0°-360°)
	121-125	Stop
	126-165	Prism Shake (Slow to fast)
	166-170	Stop
	171-210	Clockwise Prism Rotation (Fast to slow)
	211-215	Stop
	216-255	Counterclockwise Prism Rotation (Slow to fast)
23	0-255	Ring Red
24	0-255	Ring Green
25	0-255	Ring Blue
26		Ring Colour Presets
	0-9	Open
	10-14	Red
	15-19	Green
	20-24	Blue
	25-29	Yellow
	30-34	Magenta
	35-39	Cyan
	40-44	White
	45-49	Violet Blue
	50-54	Light Blue
	55-59	Wine Red
	60-64	May Green
	65-69	Reseda Green
	70-74	Blue Lilac
	75-79	Moss Green
	80-84	Signal Violet
	85-89	Red Lilac
	90-94	Purple Red
	95-99	Green Brown
	100-104	Pale Green
	105-109	Ruby Red
	110-114	Flame Red
	115-119	Red Orange
120-124	Rose	
125-129	Honey Yellow	
130-134	Light Pink	
135-139	Deep Orange	
140-144	Lemon	
145-149	Golden Amber	

EXPOLITE

26	150-154	Pastel Orange
	155-159	Cream
	160-164	Melon Yellow
	165-169	Luminous Orange
	170-174	Luminous Yellow
	175-255	Open
27		Colour Ring FX
	0-18	Stop
	19-29	FX1
	30-49	FX2
	50-69	FX3
	70-89	FX4
	90-109	FX5
	110-129	FX6
	130-149	FX7
	150-169	FX8
	170-189	FX9
	190-209	FX10
	210-229	FX11
	230-249	FX12
250-255	Open	
28	0-255	Colour Ring FX Speed
29	0-255	Dimmer Ring
30		Control
	0-9	No Function
	10-19	Pan/Tilt Black Activated
	20-29	Pan/Tilt Black Deactivated
	30-59	Dim0 (Off)
	60-69	Dim1
	70-79	Dim2
	80-89	Dim3
	90-99	Dim4
	100-139	PWM 1200Hz
	140-149	PWM 2000Hz
	150-159	PWM 2400Hz
	160-169	PWM 6000Hz
	170-179	PWM 25000Hz
	180-189	Fan Studio
	190-199	Fan Power
	200-209	Fan Live
	210-219	Auto Test
220-229	Pan/Tilt Reset	
230-239	Zoom Reset	
240-249	Complete Reset	
250-255	No Function	

EXPOLITE

TR16		
1	0-255	Pan
2	0-255	Pan Fine
3	0-255	Tilt
4	0-255	Tilt Fine
5	0-255	PT Speed
6	0-255	Red
7	0-255	Red Fine
8	0-255	Green
9	0-255	Green Fine
10	0-255	Blue
11	0-255	Blue Fine
12	0-255	White
13	0-255	White Fine
14	0-255	Dimmer
15	0-255	Dimmer Fine
16		Beam Strobe
	0-9	No Function
	10-99	Strobe (Slow to fast)
	100-109	No Function
	110-179	Lightning Strobe
	180-189	No Function
	190-255	Random Strobe
17		Colour Macros
	0-10	No Function
	11-30	Red 100% / Green Up / Blue 0%
	31-50	Red Down / Green 100% / Blue 0%
	51-70	Red 0% / Green 100% / Blue Up
	71-90	Red 0% / Green Down / Blue 100%
	91-110	Red Up / Green 0% / Blue 100%
	111-130	Red 100% / Green 0% / Blue Down
	131-150	Red 100% / Green Up / Blue Up
	151-170	Red Down / Green Down / Blue 100%
	171-195	All Led at Full Output
	196-199	1800K
	200-203	2200K
	204-207	2700K
	208-211	3000K
	212-215	3200K
	216-219	3500K
	220-223	4000K
	224-227	4200K
	228-231	4500K
232-235	5600K	
236-239	6000K	
240-243	6500K	

EXPOLITE

17	244-247	7200K
	248-255	8000K
18		Static Pixel
	0-9	No Function
	10-15	1
	16-21	2
	22-27	3
	28-33	4
	34-39	5
	40-45	6
	46-51	7
	52-57	1+2
	58-63	1+3
	64-69	1+4
	70-75	1+5
	76-85	1+6
	86-90	1+7
	91-95	2+3
	96-100	2+4
	101-105	2+5
	106-110	2+6
	111-115	2+7
	116-120	3+4
	121-125	3+5
	126-130	3+6
	131-135	3+7
	136-140	4+5
	141-145	4+6
	146-150	4+7
	151-155	5+6
	159-160	5+7
	161-165	6+7
	166-170	1+2+3
	171-175	1+4+5
	176-180	1+6+7
181-185	2+3+4	
186-190	5+6+7	
191-195	4+5+6	
196-200	7+2+3	
201-205	1+2+3+4	
206-210	1+5+6+7	
211-215	1+3+5+7	
216-220	3+4+5+6	
221-225	1+2+3+4+5	
226-230	1+4+5+6+7	
231-235	3+4+5+6+7	
236-240	1+2+3+4+5+6	

EXPOLITE

18	241-245	2+3+4+5+6+7
	246-250	1+2+3+5+6+7
	251-255	All Led Off
19		Pixel Effect
	0-9	Effect 1
	10-13	Effect 2
	14-17	Effect 3
	18-21	Effect 4
	22-25	Effect 5
	26-29	Effect 6
	30-33	Effect 7
	34-37	Effect 8
	38-41	Effect 9
	42-45	Effect 10
	46-49	Effect 11
	50-53	Effect 12
	54-57	Effect 13
	58-61	Effect 14
	62-65	Effect 15
	66-69	Effect 16
	70-73	Effect 17
	74-77	Effect 18
	78-81	Effect 19
	82-85	Effect 20
	86-89	Effect 21
	90-93	Effect 22
	94-97	Effect 23
	98-101	Effect 24
	102-105	Effect 25
	106-109	Effect 26
	110-113	Effect 27
	114-117	Effect 28
	118-121	Effect 29
	122-125	Effect 30
	126-129	Effect 31
	130-133	Effect 32
	134-137	Effect 33
	138-141	Effect 34
	142-145	Effect 35
	146-149	Effect 36
	150-153	Effect 37
	154-157	Effect 38
	158-161	Effect 39
	162-165	Effect 40
	166-169	Effect 41
	170-173	Effect 42
174-177	Effect 43	

EXPOLITE

19	178-181	Effect 44
	182-185	Effect 45
	186-189	Effect 46
	190-193	Effect 47
	194-197	Effect 48
	198-201	Effect 49
	202-205	Effect 50
	206-209	Effect 51
	210-213	Effect 52
	214-217	Effect 53
	218-221	Effect 54
	222-227	Effect 55
	228-230	Effect 56
	231-233	Effect 57
	234-236	Effect 58
	237-239	Effect 59
	240-242	Effect 60
243-245	Effect 61	
246-248	Effect 62	
249-251	Effect 63	
252-254	Effect 64	
255	Effect 65	
20	0-255	Pixel Effect Speed (Slow to fast)
21	0-255	Zoom
22	0-255	Red Center
23	0-255	Green Center
24	0-255	Blue Center
25	0-255	White Center
26	0-255	Dimmer Center
27		Center Strobe
	0-9	No Function
	10-99	Strobe (Slow to fast)
	100-109	No Function
	110-179	Lightning Strobe
	180-189	No Function
	190-255	Random Strobe
28	0-9	Center Effect
	10-25	Red+Green
	26-41	Red+Blue
	42-57	Red+White
	58-73	Green+Blue
	74-89	Green+White
	90-105	Blue+White
	106-121	Red+Green+Blue
	122-137	Red+Green+Blue+White
	138-153	Red+Green+Red

EXPOLITE

28	154-169	Red+Blue+Red
	170-185	Red+White+Red
	186-201	Green+Blue+Green
	202-217	Blue+White+Blue
	218-233	Red+Green+Blue+Red
	234-255	Red+Green+Blue+White+Red
29		Prism
	0-120	Prism Index (0°-360°)
	121-125	Stop
	126-165	Prism Shake (Slow to fast)
	166-170	Stop
	171-210	Clockwise Prism Rotation (Fast to slow)
	211-215	Stop
	216-255	Counterclockwise Prism Rotation (Slow to fast)
30	0-255	Ring Red
31	0-255	Ring Green
32	0-255	Ring Blue
33		Ring Colour Presets
	0-9	Open
	10-14	Red
	15-19	Green
	20-24	Blue
	25-29	Yellow
	30-34	Magenta
	35-39	Cyan
	40-44	White
	45-49	Violet Blue
	50-54	Light Blue
	55-59	Wine Red
	60-64	May Green
	65-69	Reseda Green
	70-74	Blue Lilac
	75-79	Moss Green
	80-84	Signal Violet
	85-89	Red Lilac
	90-94	Purple Red
	95-99	Green Brown
	100-104	Pale Green
	105-109	Ruby Red
	110-114	Flame Red
	115-119	Red Orange
	120-124	Rose
	125-129	Honey Yellow
130-134	Light Pink	
135-139	Deep Orange	
140-144	Lemon	

EXPOLITE

33	145-149	Golden Amber
	150-154	Pastel Orange
	155-159	Cream
	160-164	Melon Yellow
	165-169	Luminous Orange
	170-174	Luminous Yellow
	175-255	Open
34		Colour Ring FX
	0-18	Stop
	19-29	FX1
	30-49	FX2
	50-69	FX3
	70-89	FX4
	90-109	FX5
	110-129	FX6
	130-149	FX7
	150-169	FX8
	170-189	FX9
	190-209	FX10
	210-229	FX11
	230-249	FX12
250-255	Open	
35	0-255	Colour Ring FX Speed
36	0-255	Dimmer Ring
37		Control
	0-9	No Function
	10-19	Pan/Tilt Black Activated
	20-29	Pan/Tilt Black Deactivated
	30-59	Dim0 (Off)
	60-69	Dim1
	70-79	Dim2
	80-89	Dim3
	90-99	Dim4
	100-139	PWM 1200Hz
	140-149	PWM 2000Hz
	150-159	PWM 2400Hz
	160-169	PWM 6000Hz
	170-179	PWM 25000Hz
	180-189	Fan Studio
	190-199	Fan Power
	200-209	Fan Live
	210-219	Auto Test
220-229	Pan/Tilt Reset	
230-239	Zoom Reset	
240-249	Complete Reset	
250-255	No Function	

EXPOLITE

CMY		
1	0-255	Pan
2	0-255	Pan Fine
3	0-255	Tilt
4	0-255	Tilt Fine
5	0-255	PT Speed
6	0-255	Cyan
7	0-255	Magenta
8	0-255	Yellow
9	0-255	Dimmer
10		Beam Strobe
	0-9	No Function
	10-99	Strobe (Slow to fast)
	100-109	No Function
	110-179	Lightning Strobe
	180-189	No Function
	190-255	Random Strobe
11		Colour Macros
	0-10	No Function
	11-30	Cyan 100% / Magenta Up / Yellow 0%
	31-50	Cyan Down / Magenta 100% / Yellow 0%
	51-70	Cyan 0% / Magenta 100% / Yellow Up
	71-90	Cyan 0% / Magenta Down / Yellow 100%
	91-110	Cyan Up / Magenta 0% / Yellow 100%
	111-130	Cyan 100% / Magenta 0% / Yellow Down
	131-150	Cyan 100% / Magenta Up / Yellow Up
	151-170	Cyan Down / Magenta Down / Yellow 100%
	171-195	All Led at Full Output
	196-199	1800K
	200-203	2200K
	204-207	2700K
	208-211	3000K
	212-215	3200K
	216-219	3500K
	220-223	4000K
	224-227	4200K
	228-231	4500K
232-235	5600K	
236-239	6000K	
240-243	6500K	
244-247	7200K	
248-255	8000K	
12		Static Pixel
	0-9	No Function
	10-15	1

EXPOLITE

12	16-21	2
	22-27	3
	28-33	4
	34-39	5
	40-45	6
	46-51	7
	52-57	1+2
	58-63	1+3
	64-69	1+4
	70-75	1+5
	76-85	1+6
	86-90	1+7
	91-95	2+3
	96-100	2+4
	101-105	2+5
	106-110	2+6
	111-115	2+7
	116-120	3+4
	121-125	3+5
	126-130	3+6
	131-135	3+7
	136-140	4+5
	141-145	4+6
	146-150	4+7
	151-155	5+6
	159-160	5+7
	161-165	6+7
	166-170	1+2+3
	171-175	1+4+5
	176-180	1+6+7
	181-185	2+3+4
	186-190	5+6+7
191-195	4+5+6	
196-200	7+2+3	
201-205	1+2+3+4	
206-210	1+5+6+7	
211-215	1+3+5+7	
216-220	3+4+5+6	
221-225	1+2+3+4+5	
226-230	1+4+5+6+7	
231-235	3+4+5+6+7	
236-240	1+2+3+4+5+6	
241-245	2+3+4+5+6+7	
246-250	1+2+3+5+6+7	
251-255	All Led Off	
13		Pixel Effect
	0-9	Effect 1

EXPOLITE

13	10-13	Effect 2
	14-17	Effect 3
	18-21	Effect 4
	22-25	Effect 5
	26-29	Effect 6
	30-33	Effect 7
	34-37	Effect 8
	38-41	Effect 9
	42-45	Effect 10
	46-49	Effect 11
	50-53	Effect 12
	54-57	Effect 13
	58-61	Effect 14
	62-65	Effect 15
	66-69	Effect 16
	70-73	Effect 17
	74-77	Effect 18
	78-81	Effect 19
	82-85	Effect 20
	86-89	Effect 21
	90-93	Effect 22
	94-97	Effect 23
	98-101	Effect 24
	102-105	Effect 25
	106-109	Effect 26
	110-113	Effect 27
	114-117	Effect 28
	118-121	Effect 29
	122-125	Effect 30
	126-129	Effect 31
	130-133	Effect 32
	134-137	Effect 33
	138-141	Effect 34
	142-145	Effect 35
	146-149	Effect 36
	150-153	Effect 37
	154-157	Effect 38
	158-161	Effect 39
	162-165	Effect 40
	166-169	Effect 41
	170-173	Effect 42
	174-177	Effect 43
	178-181	Effect 44
	182-185	Effect 45
	186-189	Effect 46
	190-193	Effect 47

EXPOLITE

13	194-197	Effect 48
	198-201	Effect 49
	202-205	Effect 50
	206-209	Effect 51
	210-213	Effect 52
	214-217	Effect 53
	218-221	Effect 54
	222-227	Effect 55
	228-230	Effect 56
	231-233	Effect 57
	234-236	Effect 58
	237-239	Effect 59
	240-242	Effect 60
	243-245	Effect 61
	246-248	Effect 62
249-251	Effect 63	
252-254	Effect 64	
	255	Effect 65
14	0-255	Pixel Effect Speed (Slow to fast)
15	0-255	Zoom
16	0-255	Red Center
17	0-255	Green Center
18	0-255	Blue Center
19	0-255	White Center
20	0-255	Dimmer Center
21		Center Strobe
	0-9	No Function
	10-99	Strobe (Slow to fast)
	100-109	No Function
	110-179	Lightning Strobe
	180-189	No Function
	190-255	Random Strobe
22	0-9	Center Effect
	0kt 25	Red+Green
	26-41	Red+Blue
	42-57	Red+White
	58-73	Green+Blue
	74-89	Green+White
	90-105	Blue+White
	106-121	Red+Green+Blue
	122-137	Red+Green+Blue+White
	138-153	Red+Green+Red
	154-169	Red+Blue+Red
	170-185	Red+White+Red
	186-201	Green+Blue+Green
202-217	Blue+White+Blue	

EXPOLITE

22	218-233	Red+Green+Blue+Red
	234-255	Red+Green+Blue+White+Red
23		Prism
	0-120	Prism Index (0°-360°)
	121-125	Stop
	126-165	Prism Shake (Slow to fast)
	166-170	Stop
	171-210	Clockwise Prism Rotation (Fast to slow)
	211-215	Stop
	216-255	Counterclockwise Prism Rotation (Slow to fast)
24	0-255	Ring Red
25	0-255	Ring Green
26	0-255	Ring Blue
27		Ring Colour Presets
	0-9	Open
	10-14	Red
	15-19	Green
	20-24	Blue
	25-29	Yellow
	30-34	Magenta
	35-39	Cyan
	40-44	White
	45-49	Violet Blue
	50-54	Light Blue
	55-59	Wine Red
	60-64	May Green
	65-69	Reseda Green
	70-74	Blue Lilac
	75-79	Moss Green
	80-84	Signal Violet
	85-89	Red Lilac
	90-94	Purple Red
	95-99	Green Brown
	100-104	Pale Green
	105-109	Ruby Red
	110-114	Flame Red
	115-119	Red Orange
	120-124	Rose
	125-129	Honey Yellow
	130-134	Light Pink
	135-139	Deep Orange
140-144	Lemon	
145-149	Golden Amber	
150-154	Pastel Orange	
155-159	Cream	
160-164	Melon Yellow	

EXPOLITE

27	165-169	Luminous Orange
	170-174	Luminous Yellow
	175-255	Open
28		Colour Ring FX
	0-18	Stop
	19-29	FX1
	30-49	FX2
	50-69	FX3
	70-89	FX4
	90-109	FX5
	110-129	FX6
	130-149	FX7
	150-169	FX8
	170-189	FX9
	190-209	FX10
	210-229	FX11
	230-249	FX12
250-255	Open	
29	0-255	Colour Ring FX Speed
30	0-255	Dimmer Ring
31		Control
	0-9	No Function
	10-19	Pan/Tilt Black Activated
	20-29	Pan/Tilt Black Deactivated
	30-59	Dim0 (Off)
	60-69	Dim1
	70-79	Dim2
	80-89	Dim3
	90-99	Dim4
	100-139	PWM 1200Hz
	140-149	PWM 2000Hz
	150-159	PWM 2400Hz
	160-169	PWM 6000Hz
	170-179	PWM 25000Hz
	180-189	Fan Studio
	190-199	Fan Power
	200-209	Fan Live
	210-219	Auto Test
	220-229	Pan/Tilt Reset
230-239	Zoom Reset	
240-249	Complete Reset	
250-255	No Function	

EXPOLITE

PIXEL		
1	0-255	Pan
2	0-255	Pan Fine
3	0-255	Tilt
4	0-255	Tilt Fine
5	0-255	PT Speed
6	0-255	Zoom
7	0-255	Center Dimmer
8		Center Strobe
	0-9	No Function
	10-99	Strobe (Slow to fast)
	100-109	No Function
	110-179	Lightning Strobe
	180-189	No Function
	190-255	Random Strobe
9	0-255	Red Center
10	0-255	Green Center
11	0-255	Blue Center
12	0-255	White Center
13	0-9	Center Effect
	10-25	Red+Green
	26-41	Red+Blue
	42-57	Red+White
	58-73	Green+Blue
	74-89	Green+White
	90-105	Blue+White
	106-121	Red+Green+Blue
	122-137	Red+Green+Blue+White
	138-153	Red+Green+Red
	154-169	Red+Blue+Red
	170-185	Red+White+Red
	186-201	Green+Blue+Green
	202-217	Blue+White+Blue
218-233	Red+Green+Blue+Red	
234-255	Red+Green+Blue+White+Red	
14		Prism
	0-120	Prism Index (0°-360°)
	121-125	Stop
	126-165	Prism Shake (Slow to fast)
	166-170	Stop
	171-210	Clockwise Prism Rotation (Fast to slow)
	211-215	Stop
216-255	Counterclockwise Prism Rotation (Slow to fast)	
15	0-255	Ring Red
16	0-255	Ring Green
17	0-255	Ring Blue

EXPOLITE

18		Ring Colour Presets
	0-9	Open
	10-14	Red
	15-19	Green
	20-24	Blue
	25-29	Yellow
	30-34	Magenta
	35-39	Cyan
	40-44	White
	45-49	Violet Blue
	50-54	Light Blue
	55-59	Wine Red
	60-64	May Green
	65-69	Reseda Green
	70-74	Blue Lilac
	75-79	Moss Green
	80-84	Signal Violet
	85-89	Red Lilac
	90-94	Purple Red
	95-99	Green Brown
	100-104	Pale Green
	105-109	Ruby Red
	110-114	Flame Red
	115-119	Red Orange
	120-124	Rose
	125-129	Honey Yellow
	130-134	Light Pink
	135-139	Deep Orange
	140-144	Lemon
	145-149	Golden Amber
150-154	Pastel Orange	
155-159	Cream	
160-164	Melon Yellow	
165-169	Luminous Orange	
170-174	Luminous Yellow	
175-179	Open	
180-248	Stop	
249-255	Open	
19		Colour Ring FX
	0-18	Stop
	19-29	FX1
	30-49	FX2
	50-69	FX3
	70-89	FX4
	90-109	FX5
110-129	FX6	

EXPOLITE

19	130-149	FX7
	150-169	FX8
	170-189	FX9
	190-209	FX10
	210-229	FX11
	230-249	FX12
	250-255	Open
20	0-255	Colour Ring FX Speed
21	0-255	Dimmer Ring
22		Control
	0-9	No Function
	10-19	Pan/Tilt Black Activated
	20-29	Pan/Tilt Black Deactivated
	30-59	Dim0 (Off)
	60-69	Dim1
	70-79	Dim2
	80-89	Dim3
	90-99	Dim4
	100-139	PWM 1200Hz
	140-149	PWM 2000Hz
	150-159	PWM 2400Hz
	160-169	PWM 6000Hz
	170-179	PWM 25000Hz
	180-189	Fan Studio
	190-199	Fan Power
	200-209	Fan Live
210-219	Auto Test	
220-229	Pan/Tilt Reset	
230-239	Zoom Reset	
240-249	Complete Reset	
250-255	No Function	
23	0-255	Dimmer
24		Strobe
	0-9	No Function
	10-99	Strobe (Slow to fast)
	100-109	No Function
	110-179	Lightning Strobe
	180-189	No Function
190-255	Random Strobe	
25	0-255	Red1
26	0-255	Green1
27	0-255	Blue1
28	0-255	White1
29	0-255	Red2
30	0-255	Green2
31	0-255	Blue2

EXPOLITE

32	0-255	White2
33	0-255	Red3
34	0-255	Green3
35	0-255	Blue3
36	0-255	White3
37	0-255	Red4
38	0-255	Green4
39	0-255	Blue4
40	0-255	White4
41	0-255	Red5
42	0-255	Green5
43	0-255	Blue5
44	0-255	White5
45	0-255	Red6
46	0-255	Green6
47	0-255	Blue6
48	0-255	White6
49	0-255	Red7
50	0-255	Green7
51	0-255	Blue7
52	0-255	White7

EXPOLITE

CE RoHS